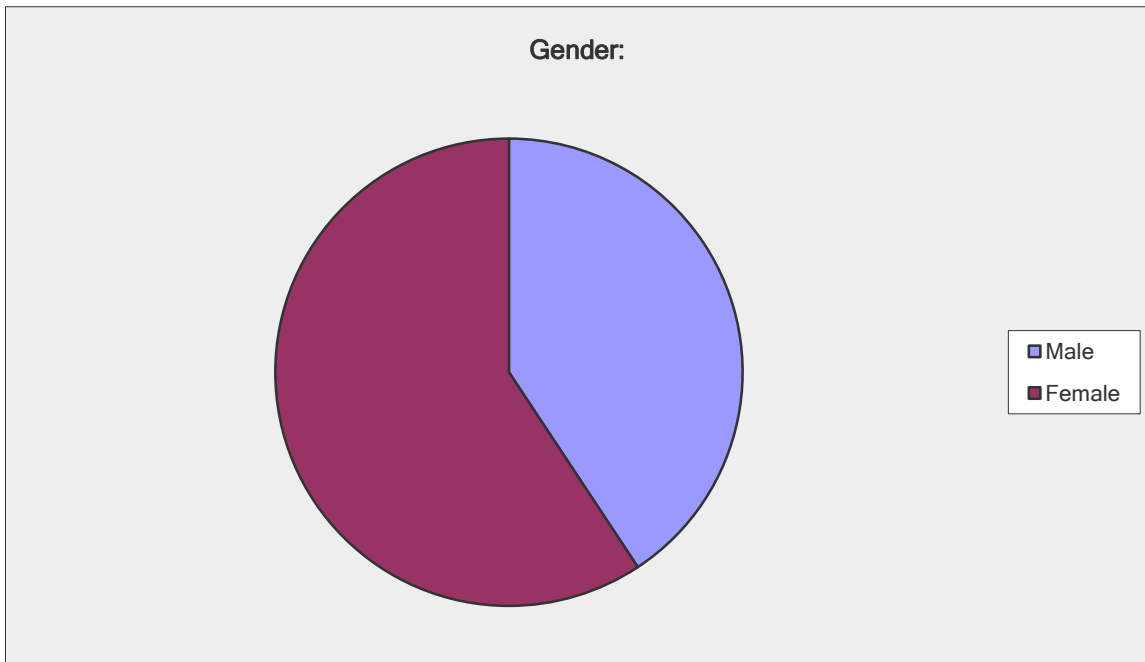


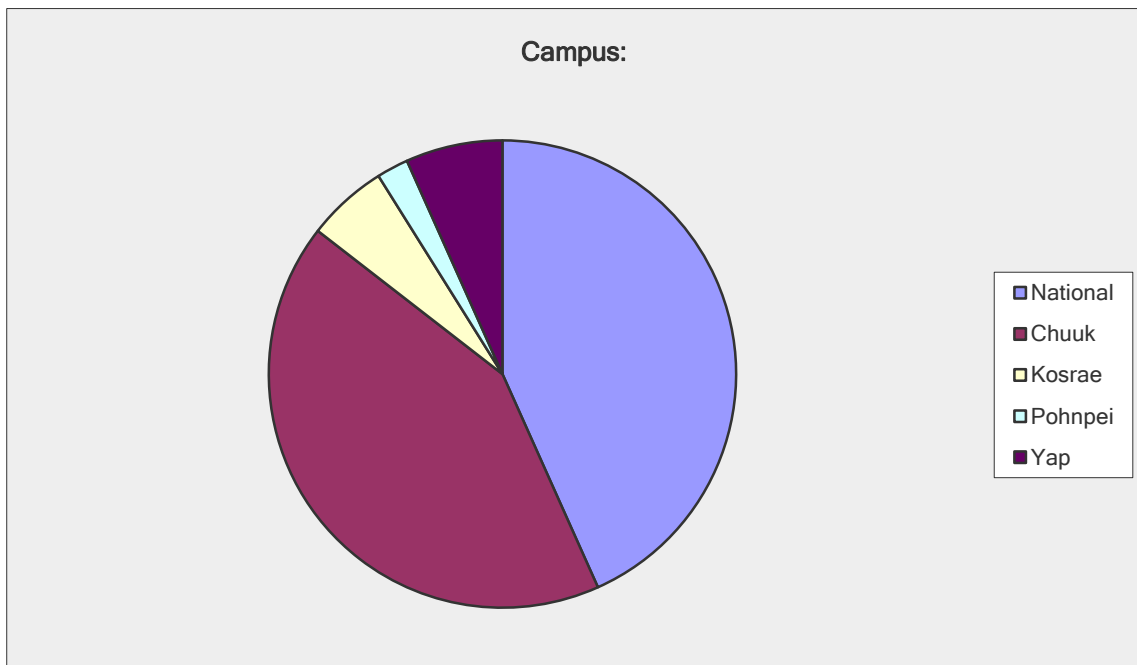
Student Satisfaction Survey for Major

Gender:		
Answer Options	Response Percent	Response Count
Male	40.7%	37
Female	59.3%	54
<i>answered question</i>		91
<i>skipped question</i>		1



Student Satisfaction Survey for Major

Campus:		
Answer Options	Response Percent	Response Count
National	43.3%	39
Chuuk	42.2%	38
Kosrae	5.6%	5
Pohnpei	2.2%	2
Yap	6.7%	6
<i>answered question</i>		90
<i>skipped question</i>		2



Student Satisfaction Survey for Major

Major:

Associate of Science (A.S.)

Answer Options	Ag. & Nat. Res. Management	Agriculture	Business Administration	Computer Information Systems	Hospitality and Tourism Management	Marine Science	Nursing	Public Health	Teacher Education - Elementary	Response Count
Majors:	0	0	0	1	0	0	0	0	6	7

Associate of Arts (A.A.)

Answer Options	Health Career Opportunities Program	Liberal Arts	Micronesia Studies	Teacher Preparation	Response Count
Majors:	0	0	0	92	92

Associate of Applied Science (A.A.S.)

Answer Options	Building Technology	Electronics Technology	Telecommunications	Response Count
Majors:	1	0	0	1

Certificate of Achievement (C.A.)

Answer Options	Agriculture and Food Technology	Basic Public Health	Bookkeeping	Building Maintenance and Repair	Cabinet Making/Furniture Making	Career Education: Motor Vehicle Mechanic	Carpentry	Construction Electricity	Electronic Engineering Technology	Health Assistant Training Program	Nursing Assistant	Refrigerator and Air Conditioning	Secretarial Science	Trial Counselor	Response Count
Majors:	0	0	0	0	0	0	0	0	0	0	0	0	1	0	1

Third-Year Certificate (T.Y.C)

Answer Options	Accounting	General Business	Public Health	Teacher Preparation - Elementary	Response Count
Majors:	0	0	0	4	4

Bachelor of Arts (B.A.)

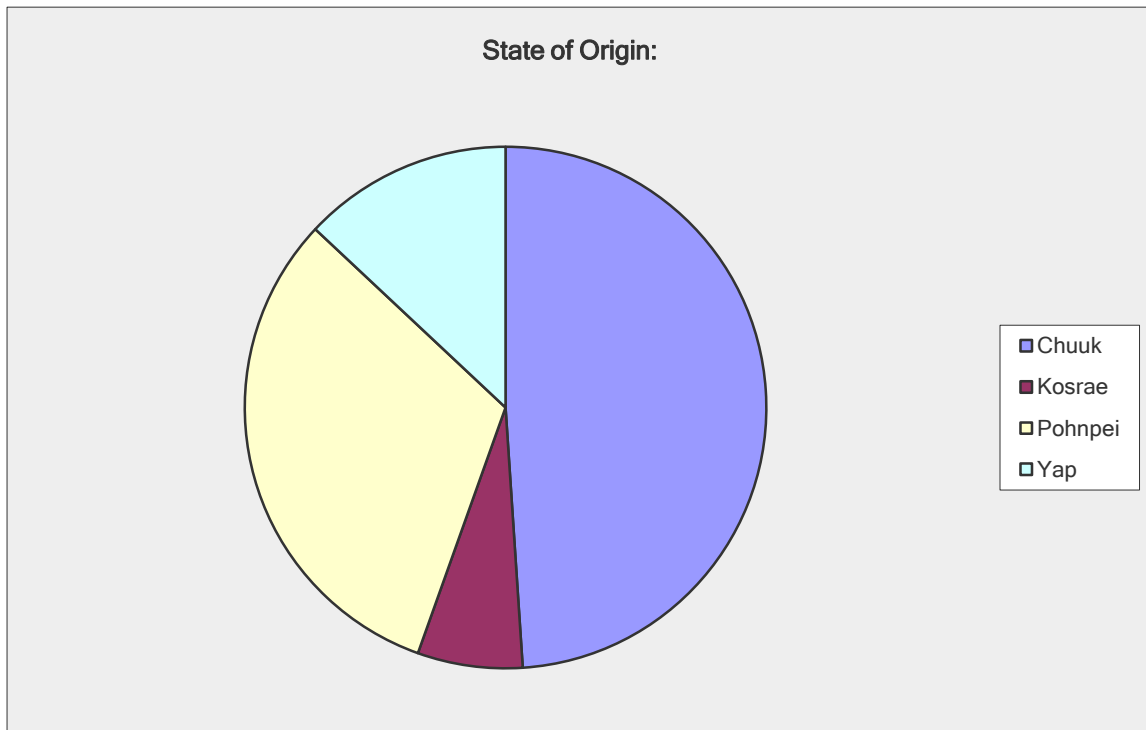
Answer Options	Elementary Education	Response Count
Majors:	1	1

														Question Totals	
														<i>answered question</i>	92
														<i>skipped question</i>	0

Student Satisfaction Survey for Major

State of Origin:		
Answer Options	Response Percent	Response Count
Chuuk	48.9%	45
Kosrae	6.5%	6
Pohnpei	31.5%	29
Yap	13.0%	12
Other (please specify)		2
<i>answered question</i>		92
<i>skipped question</i>		0

Number	Response Date	Other (please specify)	Categories
1	Feb 25, 2014 12:27 AM	none	
2	Feb 24, 2014 1:53 AM	Palikir,Pohnpei	



Student Satisfaction Survey for Major

Please place a check mark on the appropriate option that best suits your satisfaction of the program and services provided by the college.

Answer Options	Strongly Agree	Agree	Disagree	Strongly Disagree	Response Count
1. Faculty care about me as an individual.	16	63	9	4	92
2. My academic advisor is approachable.	42	43	6	1	92
3. Classes are scheduled at times that are convenient for	21	57	7	2	87
4. Internships or practical experiences are provided in my	24	58	8	1	91
5. My academic advisor helps me set goals to work	27	51	12	2	92
6. Library resources and services are adequate.	24	57	8	2	91
7. I am able to register for classes I need with few	19	60	10	1	90
8. The quality of instruction I receive in most of my	18	59	10	3	90
9. Faculty are understanding of students' unique life	10	60	18	4	92
10. My academic advisor is concerned about my success	27	51	12	2	92
11. It is an enjoyable experience to be a student on this	37	50	3	1	91
12. Faculty are fair and unbiased in their treatment of	13	59	14	6	92
13. My academic advisor is knowledgeable about my	34	50	5	1	90
14. Students are made to feel welcome on this campus.	27	54	8	2	91
15. Faculty take into consideration student differences as	18	56	15	1	90
16. My academic advisor is knowledgeable about the	19	55	14	2	90
17. The equipment in the lab facilities is kept up to date.	14	52	19	6	91
18. Class change (drop/add) policies are reasonable.	33	50	8	1	92
19. I generally know what's happening on campus.	19	55	13	4	91
20. Faculty provide timely feedback about student	18	60	12	1	91
21. Tutoring services are readily available.	21	55	12	3	91
22. This school does whatever it can to help me reach	19	62	8	2	91
23. The assessment and course placement procedures	18	65	6	1	90
24. Faculty are interested in my academic problems.	13	50	23	6	92
25. Nearly all of the faculty are knowledgeable in their	15	61	11	2	89
26. Faculty are usually available after class and during	25	47	15	4	91
27. Nearly all classes deal with practical experiences and	17	60	12	1	90
28. Students are notified early in the term if they are	27	51	11	1	90
29. Program requirements are clear and reasonable.	30	50	8	2	90
30. There is a good variety of courses suitable for my	27	54	7	2	90
31. I am able to experience intellectual growth here.	25	58	6	1	90
32. The campus faculty/staff are caring and helpful.	20	57	11	3	91
33. My academic advisor is available when I need help.	27	47	14	2	90
34. I am able to register for classes I need with few	14	60	16	1	91
35. My advisor helps me apply my program of study to	26	57	6	3	92
36. Computer labs are adequate and accessible.	19	47	17	9	92
				<i>answered question</i>	92
				<i>skipped question</i>	0

