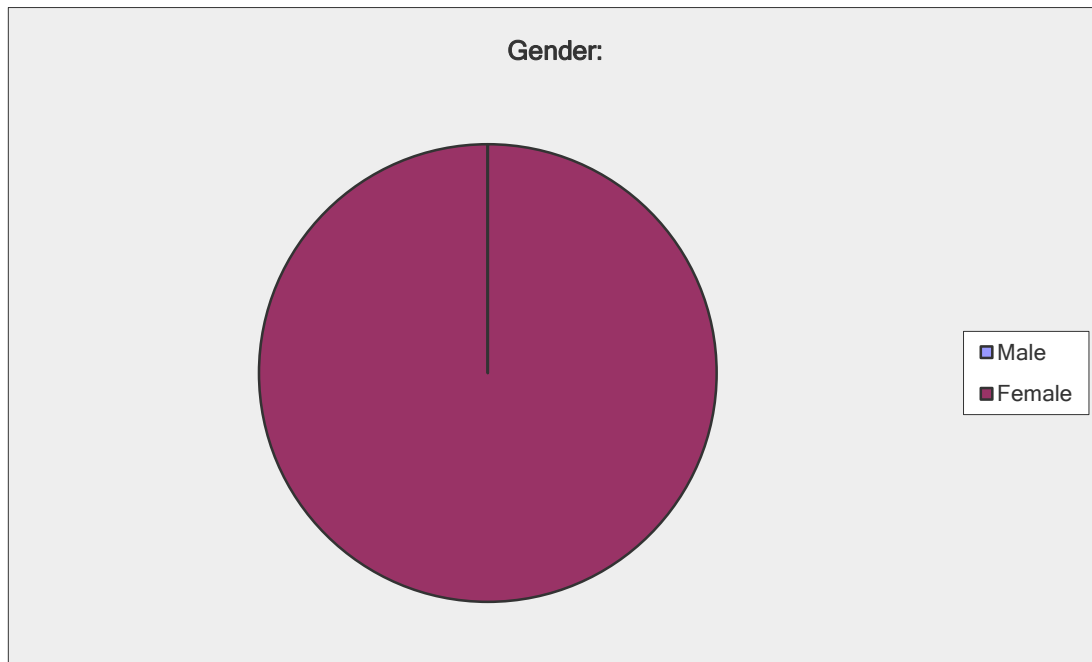


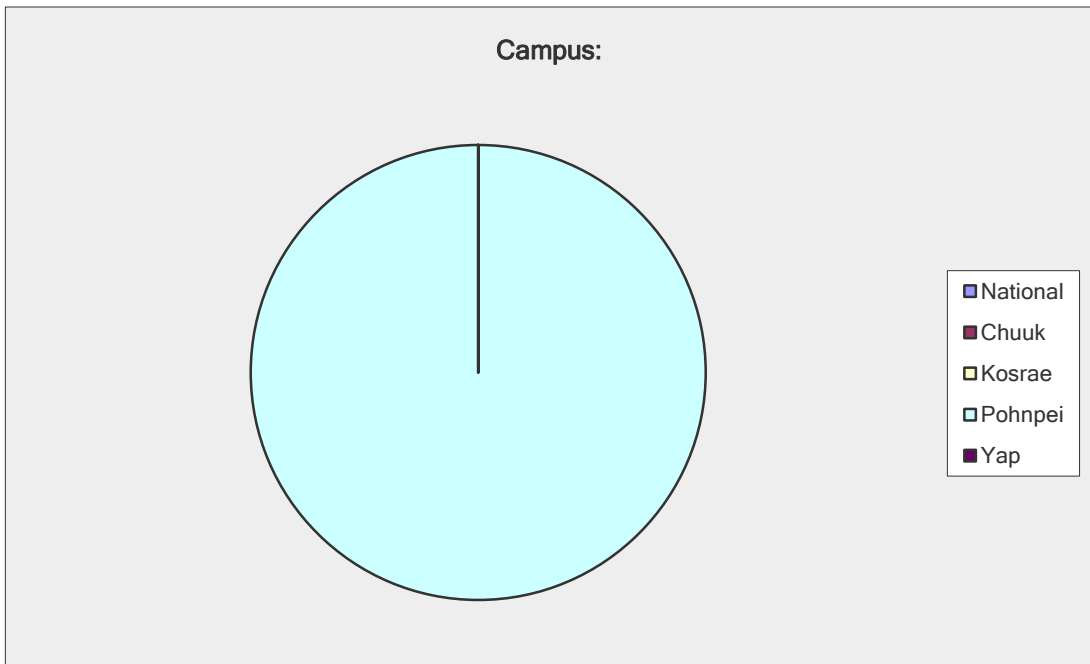
## Student Satisfaction Survey for Major

Gender:		
Answer Options	Response Percent	Response Count
Male	0.0%	0
Female	100.0%	2
<i>answered question</i>		<b>2</b>
<i>skipped question</i>		<b>0</b>



# Student Satisfaction Survey for Major

Campus:		
Answer Options	Response Percent	Response Count
National	0.0%	0
Chuuk	0.0%	0
Kosrae	0.0%	0
Pohnpei	100.0%	2
Yap	0.0%	0
<i>answered question</i>		<b>2</b>
<i>skipped question</i>		<b>0</b>



**Student Satisfaction Survey for Major**

**Major: Associate of Science (A.S.)**

Answer Options	Ag. & Nat. Res. Management	Agriculture	Business Administration	Computer Information Systems	Hospitality and Tourism Management	Marine Science	Nursing	Public Health	Teacher Education - Elementary	Response Count
Majors:	0	0	0	0	0	0	0	0	0	0

**Associate of Arts (A.A.)**

Answer Options	Health Career Opportunities Program	Liberal Arts	Micronesian Studies	Teacher Preparation	Response Count
Majors:	0	0	0	0	0

**Associate of Applied Science (A.A.S.)**

Answer Options	Building Technology	Electronics Technology	Telecommunications	Response Count
Majors:	0	0	0	0

**Certificate of Achievement (C.A.)**

Answer Options	Agriculture and Food Technology	Basic Public Health	Bookkeeping	Building Maintenance and Repair	Cabinet Making/Furniture Making	Career Education: Motor Vehicle Mechanic	Carpentry	Construction Electricity	Electronic Engineering Technology	Health Assistant Training Program	Nursing Assistant	Refrigerator and Air Conditioning	Secretarial Science	Trial Counselor	Response Count
Majors:	2	0	0	0	0	0	0	0	0	0	0	0	0	0	2

**Third-Year Certificate (T.Y.C)**

Answer Options	Accounting	General Business	Public Health	Teacher Preparation - Elementary	Response Count
Majors:	0	0	0	0	0

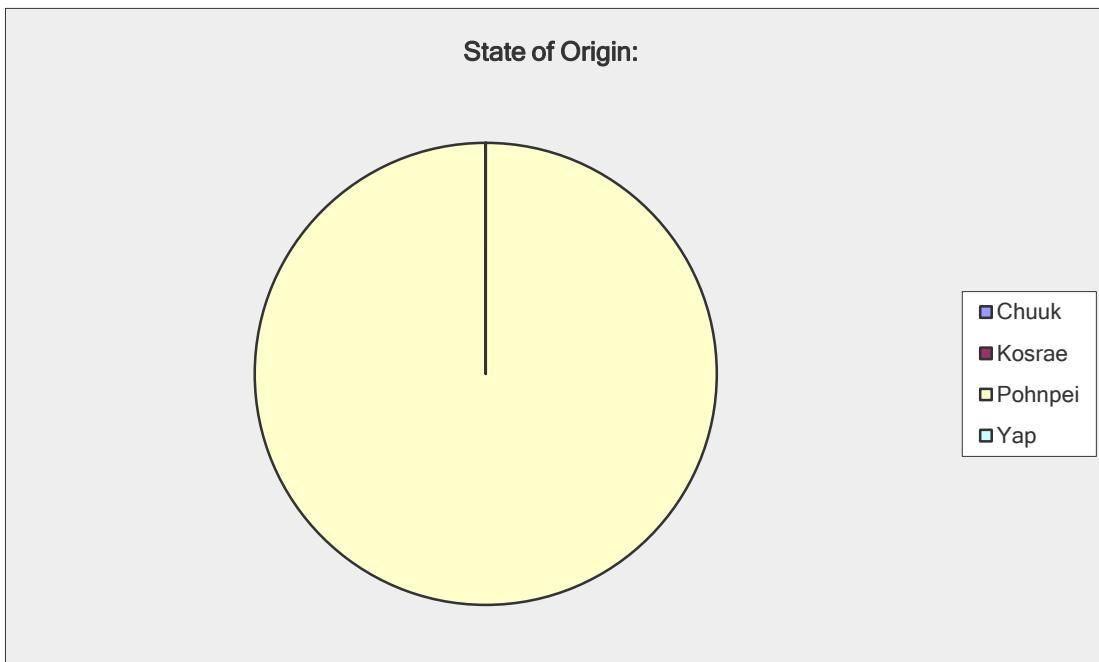
**Bachelor of Arts (B.A.)**

Answer Options	Elementary Education	Response Count
Majors:	0	0

														Question Totals	
														<i>answered question</i>	2
														<i>skipped question</i>	0

## Student Satisfaction Survey for Major

State of Origin:		
Answer Options	Response Percent	Response Count
Chuuk	0.0%	0
Kosrae	0.0%	0
Pohnpei	100.0%	2
Yap	0.0%	0
Other (please specify)		0
<i>answered question</i>		<b>2</b>
<i>skipped question</i>		<b>0</b>



## Student Satisfaction Survey for Major

Please place a check mark on the appropriate option that best suits your satisfaction of the program and services provided by the college.

Answer Options	Strongly Agree	Agree	Disagree	Strongly Disagree	Response Count
1. Faculty care about me as an individual.	0	2	0	0	2
2. My academic advisor is approachable.	0	2	0	0	2
3. Classes are scheduled at times that are convenient for	0	2	0	0	2
4. Internships or practical experiences are provided in my	0	2	0	0	2
5. My academic advisor helps me set goals to work	0	2	0	0	2
6. Library resources and services are adequate.	1	1	0	0	2
7. I am able to register for classes I need with few	0	1	1	0	2
8. The quality of instruction I receive in most of my	0	2	0	0	2
9. Faculty are understanding of students' unique life	0	2	0	0	2
10. My academic advisor is concerned about my success	1	1	0	0	2
11. It is an enjoyable experience to be a student on this	0	2	0	0	2
12. Faculty are fair and unbiased in their treatment of	0	1	1	0	2
13. My academic advisor is knowledgeable about my	0	2	0	0	2
14. Students are made to feel welcome on this campus.	0	2	0	0	2
15. Faculty take into consideration student differences as	0	1	1	0	2
16. My academic advisor is knowledgeable about the	0	2	0	0	2
17. The equipment in the lab facilities is kept up to date.	0	2	0	0	2
18. Class change (drop/add) policies are reasonable.	0	2	0	0	2
19. I generally know what's happening on campus.	1	1	0	0	2
20. Faculty provide timely feedback about student	0	2	0	0	2
21. Tutoring services are readily available.	0	1	0	0	1
22. This school does whatever it can to help me reach	1	1	0	0	2
23. The assessment and course placement procedures	0	2	0	0	2
24. Faculty are interested in my academic problems.	0	2	0	0	2
25. Nearly all of the faculty are knowledgeable in their	0	1	1	0	2
26. Faculty are usually available after class and during	1	1	0	0	2
27. Nearly all classes deal with practical experiences and	0	2	0	0	2
28. Students are notified early in the term if they are	0	1	1	0	2
29. Program requirements are clear and reasonable.	0	2	0	0	2
30. There is a good variety of courses suitable for my	0	2	0	0	2
31. I am able to experience intellectual growth here.	1	1	0	0	2
32. The campus faculty/staff are caring and helpful.	1	1	0	0	2
33. My academic advisor is available when I need help.	0	2	0	0	2
34. I am able to register for classes I need with few	0	1	1	0	2
35. My advisor helps me apply my program of study to	1	1	0	0	2
36. Computer labs are adequate and accessible.	0	1	1	0	2
<i>answered question</i>					<b>2</b>
<i>skipped question</i>					<b>0</b>

