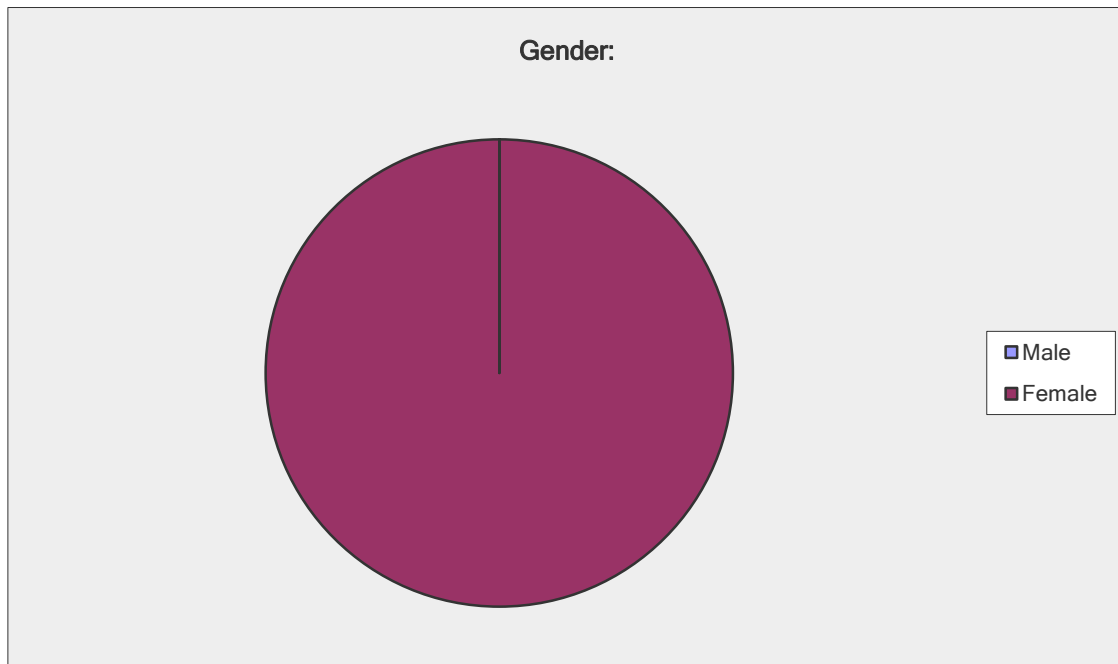


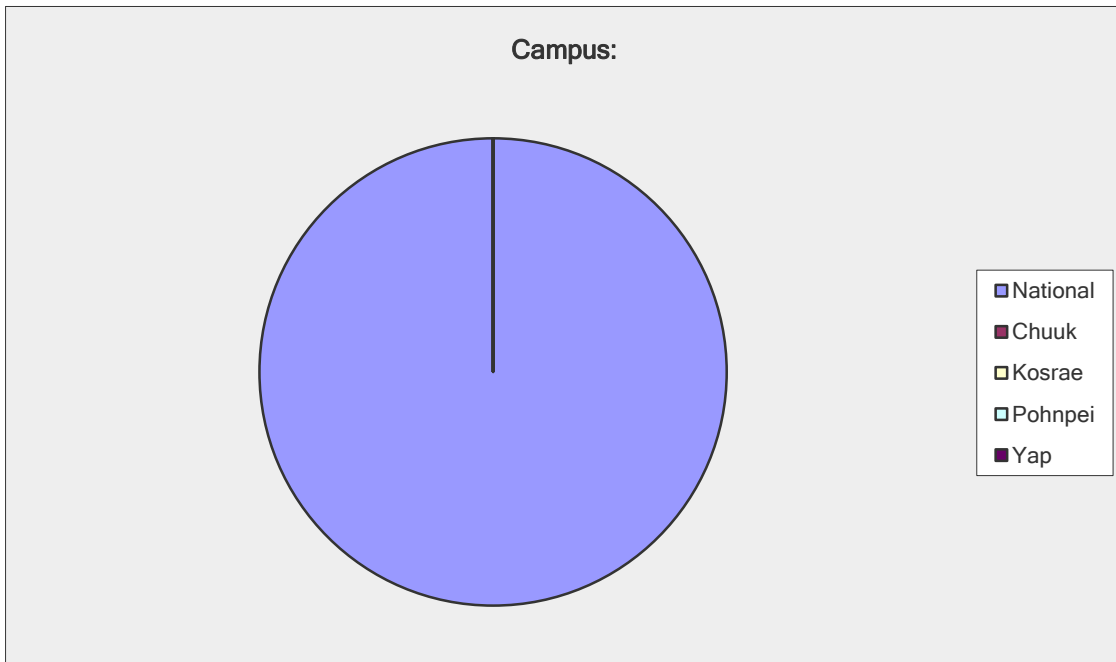
Student Satisfaction Survey for Major

| Gender: | | |
|--------------------------|------------------|----------------|
| Answer Options | Response Percent | Response Count |
| Male | 0.0% | 0 |
| Female | 100.0% | 4 |
| <i>answered question</i> | | 4 |
| <i>skipped question</i> | | 0 |



Student Satisfaction Survey for Major

| Campus: | | |
|--------------------------|------------------|----------------|
| Answer Options | Response Percent | Response Count |
| National | 100.0% | 3 |
| Chuuk | 0.0% | 0 |
| Kosrae | 0.0% | 0 |
| Pohnpei | 0.0% | 0 |
| Yap | 0.0% | 0 |
| <i>answered question</i> | | 3 |
| <i>skipped question</i> | | 1 |



Student Satisfaction Survey for Major

Major: Associate of Science (A.S.)

| Answer Options | Ag. & Nat. Res. Management | Agriculture | Business Administration | Computer Information Systems | Hospitality and Tourism Management | Marine Science | Nursing | Public Health | Teacher Education - Elementary | Response Count |
|----------------|----------------------------|-------------|-------------------------|------------------------------|------------------------------------|----------------|---------|---------------|--------------------------------|----------------|
| Majors: | 0 | 0 | 2 | 0 | 0 | 0 | 0 | 0 | 0 | 2 |

Associate of Arts (A.A.)

| Answer Options | Health Career Opportunities Program | Liberal Arts | Micronesia Studies | Teacher Preparation | Response Count |
|----------------|-------------------------------------|--------------|--------------------|---------------------|----------------|
| Majors: | 0 | 0 | 0 | 0 | 0 |

Associate of Applied Science (A.A.S.)

| Answer Options | Building Technology | Electronics Technology | Telecommunications | Response Count |
|----------------|---------------------|------------------------|--------------------|----------------|
| Majors: | 0 | 0 | 0 | 0 |

Certificate of Achievement (C.A.)

| Answer Options | Agriculture and Food Technology | Basic Public Health | Bookkeeping | Building Maintenance and Repair | Cabinet Making/Furniture Making | Career Education: Motor Vehicle Mechanic | Carpentry | Construction Electricity | Electronic Engineering Technology | Health Assistant Training Program | Nursing Assistant | Refrigerator and Air Conditioning | Secretarial Science | Trial Counselor | Response Count |
|----------------|---------------------------------|---------------------|-------------|---------------------------------|---------------------------------|--|-----------|--------------------------|-----------------------------------|-----------------------------------|-------------------|-----------------------------------|---------------------|-----------------|----------------|
| Majors: | 0 | 0 | 0 | 0 | 0 | 0 | 0 | 0 | 0 | 0 | 0 | 0 | 0 | 0 | 0 |

Third-Year Certificate (T.Y.C)

| Answer Options | Accounting | General Business | Public Health | Teacher Preparation - Elementary | Response Count |
|----------------|------------|------------------|---------------|----------------------------------|----------------|
| Majors: | 4 | 0 | 0 | 0 | 4 |

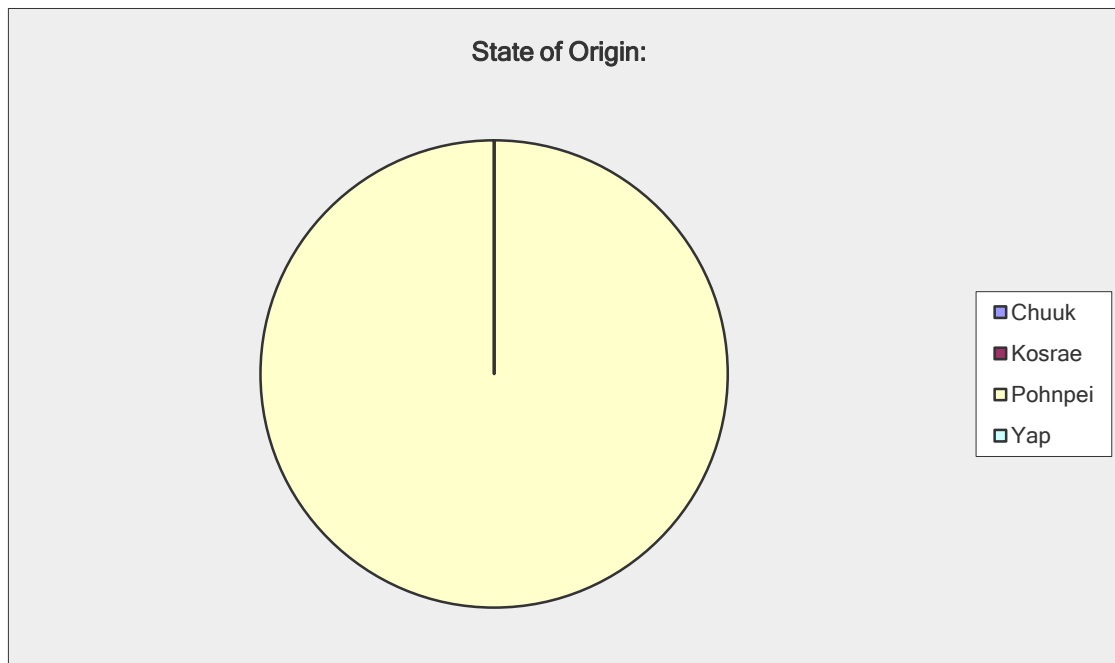
Bachelor of Arts (B.A.)

| Answer Options | Elementary Education | Response Count |
|----------------|----------------------|----------------|
| Majors: | 0 | 0 |

| | | | | | | | | | | | | | | Question Totals |
|--------------------------|--|--|--|--|--|--|--|--|--|--|--|--|--|-----------------|
| <i>answered question</i> | | | | | | | | | | | | | | 4 |
| <i>skipped question</i> | | | | | | | | | | | | | | 0 |

Student Satisfaction Survey for Major

| State of Origin: | | |
|--------------------------|------------------|----------------|
| Answer Options | Response Percent | Response Count |
| Chuuk | 0.0% | 0 |
| Kosrae | 0.0% | 0 |
| Pohnpei | 100.0% | 4 |
| Yap | 0.0% | 0 |
| Other (please specify) | | 0 |
| <i>answered question</i> | | 4 |
| <i>skipped question</i> | | 0 |



Student Satisfaction Survey for Major

Please place a check mark on the appropriate option that best suits your satisfaction of the program and services provided by the college.

| Answer Options | Strongly Agree | Agree | Disagree | Strongly Disagree | Response Count |
|---|--------------------------|-------|----------|-------------------|----------------|
| 1. Faculty care about me as an individual. | 0 | 2 | 0 | 2 | 4 |
| 2. My academic advisor is approachable. | 2 | 0 | 2 | 0 | 4 |
| 3. Classes are scheduled at times that are convenient for | 1 | 0 | 2 | 0 | 3 |
| 4. Internships or practical experiences are provided in my | 1 | 3 | 0 | 0 | 4 |
| 5. My academic advisor helps me set goals to work | 2 | 0 | 2 | 0 | 4 |
| 6. Library resources and services are adequate. | 1 | 3 | 0 | 0 | 4 |
| 7. I am able to register for classes I need with few | 0 | 2 | 2 | 0 | 4 |
| 8. The quality of instruction I receive in most of my | 2 | 0 | 2 | 0 | 4 |
| 9. Faculty are understanding of students' unique life | 0 | 2 | 2 | 0 | 4 |
| 10. My academic advisor is concerned about my success | 2 | 0 | 2 | 0 | 4 |
| 11. It is an enjoyable experience to be a student on this | 2 | 2 | 0 | 0 | 4 |
| 12. Faculty are fair and unbiased in their treatment of | 0 | 1 | 1 | 2 | 4 |
| 13. My academic advisor is knowledgeable about my | 1 | 3 | 0 | 0 | 4 |
| 14. Students are made to feel welcome on this campus. | 1 | 1 | 2 | 0 | 4 |
| 15. Faculty take into consideration student differences as | 0 | 2 | 2 | 0 | 4 |
| 16. My academic advisor is knowledgeable about the | 1 | 3 | 0 | 0 | 4 |
| 17. The equipment in the lab facilities is kept up to date. | 0 | 4 | 0 | 0 | 4 |
| 18. Class change (drop/add) policies are reasonable. | 1 | 3 | 0 | 0 | 4 |
| 19. I generally know what's happening on campus. | 0 | 2 | 2 | 0 | 4 |
| 20. Faculty provide timely feedback about student | 0 | 2 | 2 | 0 | 4 |
| 21. Tutoring services are readily available. | 0 | 2 | 1 | 0 | 3 |
| 22. This school does whatever it can to help me reach | 1 | 1 | 2 | 0 | 4 |
| 23. The assessment and course placement procedures | 0 | 4 | 0 | 0 | 4 |
| 24. Faculty are interested in my academic problems. | 0 | 1 | 3 | 0 | 4 |
| 25. Nearly all of the faculty are knowledgeable in their | 0 | 1 | 3 | 0 | 4 |
| 26. Faculty are usually available after class and during | 0 | 4 | 0 | 0 | 4 |
| 27. Nearly all classes deal with practical experiences and | 0 | 4 | 0 | 0 | 4 |
| 28. Students are notified early in the term if they are | 1 | 1 | 2 | 0 | 4 |
| 29. Program requirements are clear and reasonable. | 1 | 3 | 0 | 0 | 4 |
| 30. There is a good variety of courses suitable for my | 1 | 1 | 2 | 0 | 4 |
| 31. I am able to experience intellectual growth here. | 1 | 1 | 2 | 0 | 4 |
| 32. The campus faculty/staff are caring and helpful. | 0 | 2 | 2 | 0 | 4 |
| 33. My academic advisor is available when I need help. | 1 | 3 | 0 | 0 | 4 |
| 34. I am able to register for classes I need with few | 0 | 3 | 0 | 0 | 3 |
| 35. My advisor helps me apply my program of study to | 0 | 2 | 2 | 0 | 4 |
| 36. Computer labs are adequate and accessible. | 0 | 4 | 0 | 0 | 4 |
| | <i>answered question</i> | | | | 4 |
| | <i>skipped question</i> | | | | 0 |

Please place a check mark on the appropriate option that best suits your satisfaction of the program and services provided by the college.

