

**COLLEGE OF MICRONESIA-FSM**  
**(A COMPONENT UNIT OF THE**  
**FEDERATED STATES OF MICRONESIA**  
**NATIONAL GOVERNMENT)**

---

**FINANCIAL STATEMENTS AND**  
**INDEPENDENT AUDITORS' REPORT**

---

**YEARS ENDED SEPTEMBER 30, 2018 AND 2017**

## **INDEPENDENT AUDITORS' REPORT**

Board of Regents  
College of Micronesia-FSM:

### **Report on the Financial Statements**

We have audited the accompanying financial statements of College of Micronesia-FSM (the College), a component unit of the FSM National Government, which comprise the statements of net position as of September 30, 2018 and 2017, and the related statements of revenues, expenses and changes in net position and of cash flows for the years then ended, and the related notes to the financial statements.

### ***Management's Responsibility for the Financial Statements***

Management is responsible for the preparation and fair presentation of these financial statements in accordance with accounting principles generally accepted in the United States of America; this includes the design, implementation, and maintenance of internal control relevant to the preparation and fair presentation of financial statements that are free from material misstatement, whether due to fraud or error.

### ***Auditors' Responsibility***

Our responsibility is to express an opinion on these financial statements based on our audits. We conducted our audits in accordance with auditing standards generally accepted in the United States of America and the standards applicable to financial audits contained in *Government Auditing Standards*, issued by the Comptroller General of the United States. Those standards require that we plan and perform the audit to obtain reasonable assurance about whether the financial statements are free from material misstatement.

An audit involves performing procedures to obtain audit evidence about the amounts and disclosures in the financial statements. The procedures selected depend on the auditor's judgment, including the assessment of the risks of material misstatement of the financial statements, whether due to fraud or error. In making those risk assessments, the auditor considers internal control relevant to the entity's preparation and fair presentation of the financial statements in order to design audit procedures that are appropriate in the circumstances, but not for the purpose of expressing an opinion on the effectiveness of the entity's internal control. Accordingly, we express no such opinion. An audit also includes evaluating the appropriateness of accounting policies used and the reasonableness of significant accounting estimates made by management, as well as evaluating the overall presentation of the financial statements.

We believe that the audit evidence we have obtained is sufficient and appropriate to provide a basis for our audit opinions.

## ***Opinion***

In our opinion, the financial statements referred to above present fairly, in all material respects, the financial position of College of Micronesia-FSM as of September 30, 2018 and 2017, and the changes in financial position and cash flows for the years then ended in accordance with accounting principles generally accepted in the United States of America.

## ***Emphasis of Matter***

As discussed in Note 12 to the financial statements, the College has initiated a recovery of previous contributions to a Foundation. A receivable from the Foundation of \$404,518 was recorded based on the College's best estimate. Our opinion is not modified with respect to this matter.


## ***Other Matters***

### *Required Supplementary Information*

Accounting principles generally accepted in the United States of America require that the Management's Discussion and Analysis on pages 3 to 11 be presented to supplement the basic financial statements. Such information, although not a part of the basic financial statements, is required by the Governmental Accounting Standards Board who considers it to be an essential part of financial reporting for placing the basic financial statements in an appropriate operational, economic, or historical context. We have applied certain limited procedures to the required supplementary information in accordance with auditing standards generally accepted in the United States of America, which consisted of inquiries of management about the methods of preparing the information and comparing the information for consistency with management's responses to our inquiries, the basic financial statements, and other knowledge we obtained during our audit of the basic financial statements. We do not express an opinion or provide any assurance on the information because the limited procedures do not provide us with sufficient evidence to express an opinion or provide any assurance.

## ***Other Reporting Required by Government Auditing Standards***

In accordance with *Government Auditing Standards*, we have also issued our report dated June 28, 2019, on our consideration of the College's internal control over financial reporting and on our tests of its compliance with certain provisions of laws, regulations, contracts, and grant agreements and other matters. The purpose of that report is to describe the scope of our testing of internal control over financial reporting and compliance and the results of that testing, and not to provide an opinion on internal control over financial reporting or on compliance. That report is an integral part of an audit performed in accordance with *Government Auditing Standards* in considering the College's internal control over financial reporting and compliance.



June 28, 2019

**COLLEGE OF MICRONESIA-FSM  
(A COMPONENT UNIT OF THE FSM NATIONAL GOVERNMENT)**

Management's Discussion and Analysis  
Years Ended September 30, 2018 and 2017

**Financial Statements Analysis**

The College implemented the financial reporting standards for public colleges and universities in accordance with Government Accounting Standards Board (GASB) principles in fiscal year 2003. The funds are presented in consolidated financial statements as a whole, rather than on the fund basis used prior to fiscal year 2003. The adoption of the GASB principles provides financial reporting of the following three basic financial statements:

**1. Statement of Net Position (SNP)**

The SNP presents what the College owns (assets), owes (liabilities) and the net position (the difference between total assets and total liabilities) at the end of the fiscal year. The net position is one indicator of the current financial condition of the College, while the change in net position is an indicator of whether the overall financial condition has improved or worsened during the year.

A Comparative Statement of Net Position at September 30, 2018, 2017 and 2016 is summarized below:

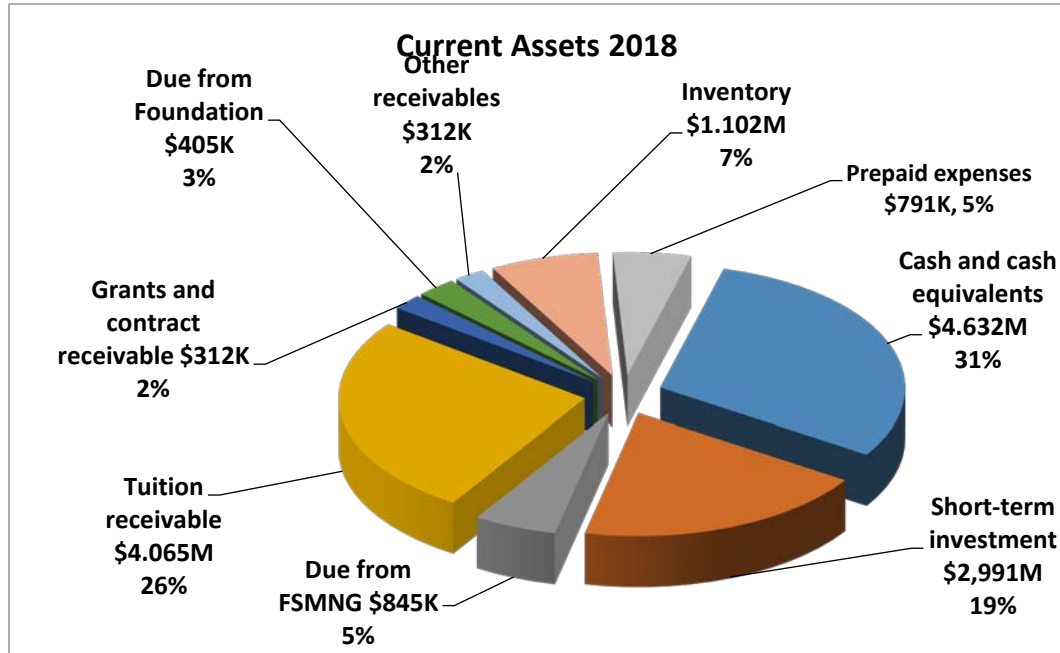
	FY 2018 (In 000's)	FY 2017 (In 000's)	Difference (In 000's)	FY 2016 (In 000's)
<b>Assets:</b>				
Current assets	\$ 15,456	\$ 15,313	\$ 143	\$ 15,829
Noncurrent assets	<u>14,482</u>	<u>14,123</u>	<u>359</u>	<u>12,912</u>
Total assets	\$ <u>29,938</u>	\$ <u>29,436</u>	\$ <u>502</u>	\$ <u>28,741</u>
<b>Liabilities:</b>				
Current liabilities	\$ 4,237	\$ 4,151	\$ 86	\$ 3,996
Noncurrent liabilities	<u>379</u>	<u>410</u>	<u>(31)</u>	<u>317</u>
Total liabilities	<u>4,616</u>	<u>4,561</u>	<u>55</u>	<u>4,313</u>
Net position	<u>25,322</u>	<u>24,875</u>	<u>447</u>	<u>24,428</u>
Total liabilities and net position	\$ <u>29,938</u>	\$ <u>29,436</u>	\$ <u>502</u>	\$ <u>28,741</u>

The comparison of the statement of net position for fiscal year 2018 with prior year indicates an increase in net position by \$447K or 2%.

**Current assets:** The total current assets increased by \$143K or 1%, from \$15.313 Million in fiscal year 2017 to \$15.456 Million in fiscal year 2018. Below is the composition of current assets for fiscal year 2018:

**COLLEGE OF MICRONESIA-FSM  
(A COMPONENT UNIT OF THE FSM NATIONAL GOVERNMENT)**

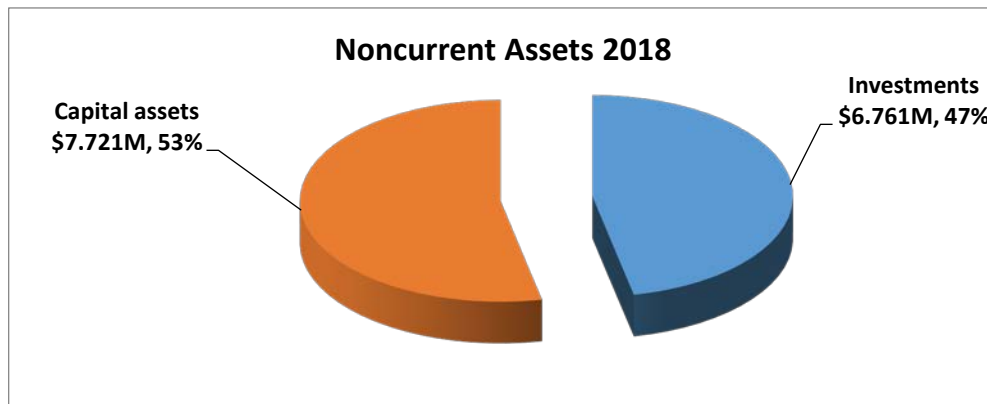
Management's Discussion and Analysis  
Years Ended September 30, 2018 and 2017



The net increase by \$143K in current assets consists of the following changes:

- Decrease in cash and equivalents by \$2.264M or -33%, from \$6.895 Million to \$4.632 Million;
- Increase in due from FSM National government by \$501K or 145%, from \$345K to \$845K;
- Increase in tuition receivable by \$1.562M or 62%, from \$2.503 Million to \$4.065 Million;
- Decrease in grants and contract receivable by \$159K or 34%, from \$471K to \$312K;
- Increase in due from Foundation by \$405K;
- Increase in other receivables by \$18K or 6%, from \$294K to \$312K;
- Decrease in inventories by \$68K or 6%, from \$1.170 Million to \$1.102 Million; and,
- Increase in prepaid expenses by \$147K or 23%, from \$644K to \$791K.

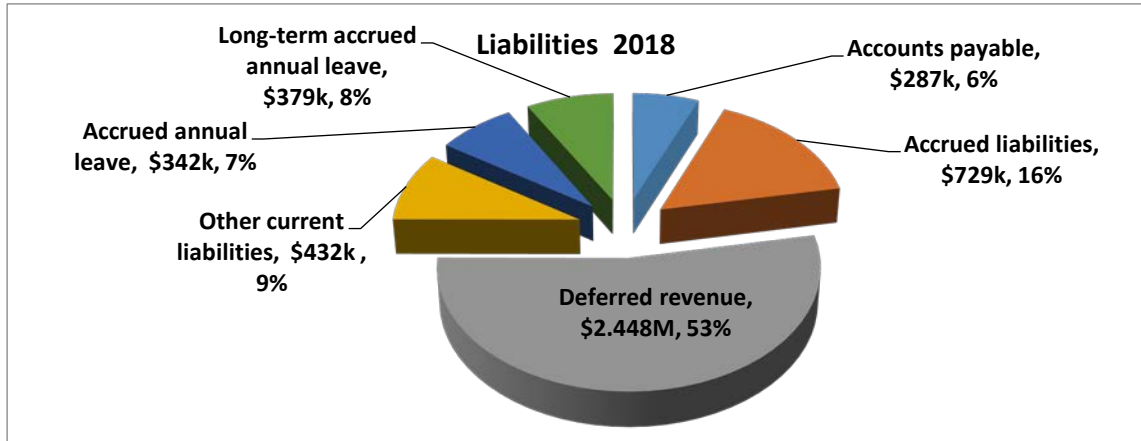
**Noncurrent assets:** The total noncurrent assets increased by \$359K or 3% from \$14.123 Million in fiscal year 2017 to \$14.482 Million in current fiscal year 2018. The increase in non-current assets is due to the increase in investments by \$599K or 10% and decrease in capital assets by \$241k or -3%. Below is the graph for the allocation of noncurrent assets:



**COLLEGE OF MICRONESIA-FSM  
(A COMPONENT UNIT OF THE FSM NATIONAL GOVERNMENT)**

Management's Discussion and Analysis  
Years Ended September 30, 2018 and 2017

**Liabilities:** The liabilities increased by \$55K or 1%, from \$4.561 Million to \$4.616 Million. Current liabilities comprise 92% of the total liabilities and 8% are non – current from long – term accrued annual leave. The allocation of liabilities is presented in the following graph:



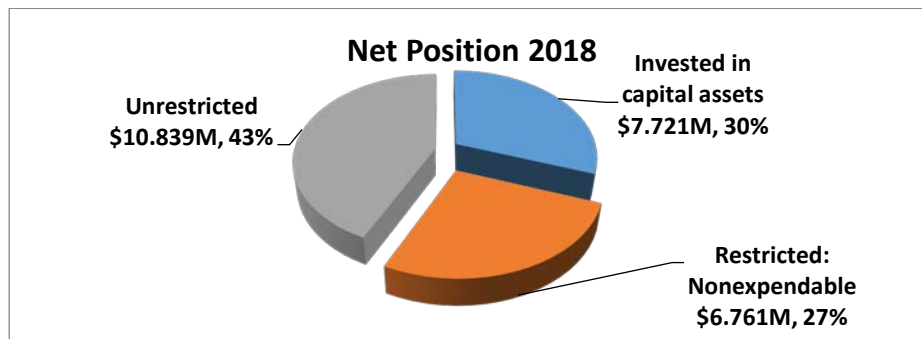
The net increase in liabilities consists of the following:

- Decrease in accounts payable by \$57K or -17%, from \$344K to \$287K;
- Decrease in accrued liabilities by \$16K or -2%, from \$745K to \$729K;
- Increase in accrued annual leave by \$11K or 2%, from \$710K to \$721K;
- Increase in unearned revenue by a \$10K or 0%, from \$2.439 Million to \$2.448 Million; and
- Increase in other current liabilities by \$108K or 33%, from \$324K to \$432K.

**Net Position:** Net position represents the residual interest in the College's assets after liabilities are deducted. The College's net position for fiscal year 2018 is \$25.322 Million, which is higher by \$447K or 2% compared to \$24.875 Million in fiscal year 2017. Below is the breakdown of the College's net position categorized according to the reporting model of GASB:

	FY 2018 (In 000's)	FY 2017 (In 000's)	Difference (In 000's)	FY 2016 (In 000's)
Invested in capital assets	\$ 7,721	\$ 7,962	\$ (241)	\$ 8,336
Restricted:				
Nonexpendable	6,762	6,162	600	4,576
Unrestricted	<u>10,839</u>	<u>10,751</u>	<u>88</u>	<u>11,516</u>
Total	\$ <u>25,322</u>	\$ <u>24,875</u>	\$ <u>447</u>	\$ <u>24,428</u>

The allocation of net position for fiscal year 2018 is illustrated below:



**COLLEGE OF MICRONESIA-FSM  
(A COMPONENT UNIT OF THE FSM NATIONAL GOVERNMENT)**

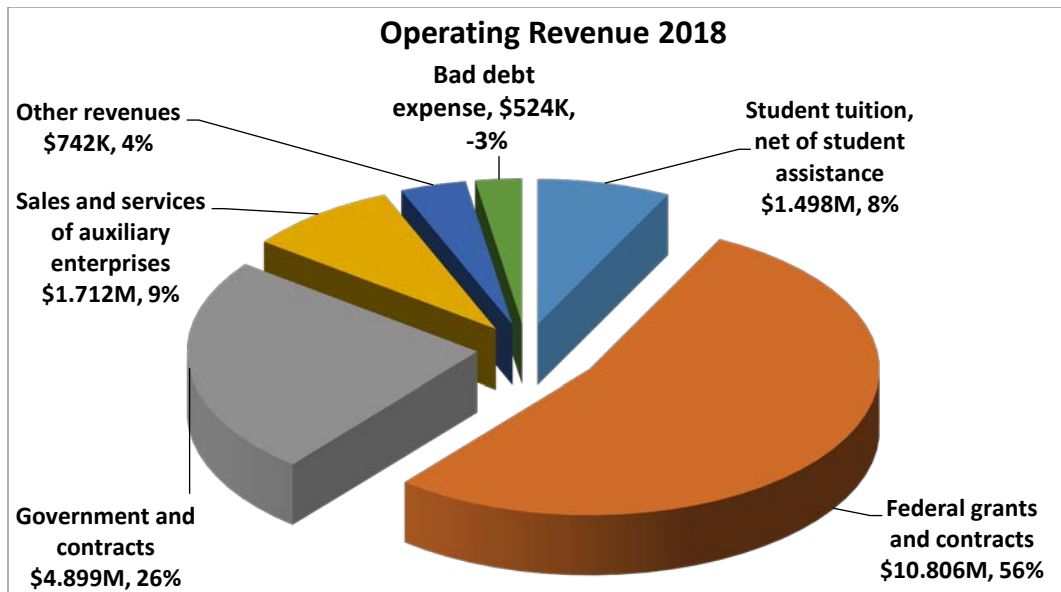
Management's Discussion and Analysis  
Years Ended September 30, 2018 and 2017

**2. Statement of Revenues, Expenses and Changes in Net Position (SRECNP)**

The SRECNP provides information on the College's financial performance for the current fiscal year in terms of revenues and expenses. It presents the operating revenues and expenses and the corresponding net operating results, as well as non-operating revenues and expenses and net change in net position. Below is the comparative summary of SRECNP for fiscal years ended September 30, 2018, 2017 and 2016:

	FY 2018 <u>(In 000's)</u>	FY 2017 <u>(In 000's)</u>	Difference <u>(In 000's)</u>	FY 2016 <u>(In 000's)</u>
Operating revenues	\$ 19,133	\$ 19,531	\$ (398)	\$ 21,276
Operating expenses	<u>19,402</u>	<u>19,891</u>	<u>(489)</u>	<u>20,959</u>
Operating income/(loss)	(269)	(360)	91	317
Non-operating revenue, net	<u>716</u>	<u>807</u>	<u>(91)</u>	<u>516</u>
Net increase in net position	447	447	-	833
Net position at beginning of year	<u>24,875</u>	<u>24,428</u>	<u>447</u>	<u>23,595</u>
Net position at end of year	\$ <u>25,322</u>	\$ <u>24,875</u>	\$ <u>447</u>	\$ <u>24,428</u>

**Operating revenues:** The composition of the operating revenues amounting to \$19.133 Million for fiscal year 2018 is presented in the following graph:



Below are the details of the changes for each classification of operating revenues:

- Increase in other revenues by \$412K or 125%, from \$330K to \$742K;
- Increase in sales and services of auxiliary enterprises by \$128K or 8%, from \$1.583 Million to \$1.712 Million;
- Increase in government and contracts by \$342K or 7%, from \$4.557 Million to \$4.899 Million;
- Increase in student tuition by \$793K or 112%, from \$705K to \$1.498 Million;

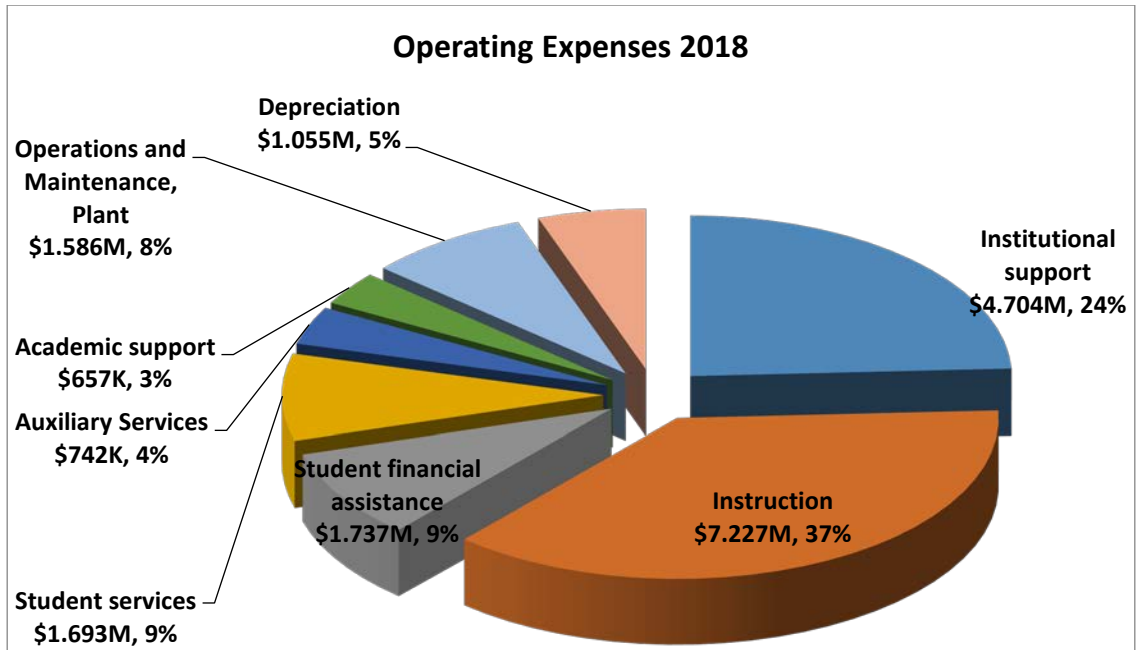
**COLLEGE OF MICRONESIA-FSM  
(A COMPONENT UNIT OF THE FSM NATIONAL GOVERNMENT)**

Management's Discussion and Analysis  
Years Ended September 30, 2018 and 2017

- Decrease in federal grants and contracts by \$2.458 Million or -19%, from \$13.264 Million to \$10.806 Million; and,
- Decrease in bad debt expense of \$385K or -42%, from \$909K to \$524K.

**Operating expenses:** The College's operating expenses for fiscal year decreased by \$489K or -2%, from \$19.891 Million in 2017 to \$19.402 Million in 2018. The operating expenses are presented in both functional and natural classifications.

The College's allocation of functional classification of operating expenses is presented below:



The increases and decreases of operating expenses based on their functional classifications are as follows:

On Cash Items:

- Increase in institutional support by \$410K or 10%, from \$4.294 Million to \$4.704 Million;
- Increase in instruction by \$404K or 6%, from \$6.823 Million to \$7.227 Million;
- Decrease in student financial assistance by \$1.207M or -41%, from \$2.944 Million to \$1.737 Million;
- Increase in student services by \$194K or 13%, from \$1.499 Million to \$1.693 Million;
- Decrease in auxiliary enterprises by \$533K or -42%, from \$1.275 Million to \$742K;
- Decrease in academic support by \$98K or -13%, from \$755K to \$657K; and,
- Increase in operations and maintenance by \$199K or 14%, from \$1.387 Million to \$1.586M.

On Non-cash Items:

- Increase in depreciation by \$142K or 16%, from \$914K to \$1.056 Million.



**COLLEGE OF MICRONESIA-FSM  
(A COMPONENT UNIT OF THE FSM NATIONAL GOVERNMENT)**

Management's Discussion and Analysis  
Years Ended September 30, 2018 and 2017

**3. Statement of Cash Flows (SCF)**

The SCF presents information about changes in the College's cash position using the direct method of reporting sources and uses of cash. The direct method reports all major cash inflows and outflows at gross amounts, differentiating these activities into cash flows arising from operating activities, noncapital financing, capital and related financing, and investing.

The SCF indicates a balance in cash and equivalents of \$4.632 Million at end of fiscal year 2018. The fiscal year - end balance is lower by \$2.263 Million or -33% compared with fiscal year 2017 balance of \$6.895 Million.

Below is the summary Statement of Cash Flows:

	FY 2018 <u>(In 000's)</u>	FY 2017 <u>(In 000's)</u>	Difference <u>(In 000's)</u>	FY 2016 <u>(In 000's)</u>
(Used for) provided by operating activities	\$ (1,160)	\$ 1,574	\$ (2,734)	\$ 2,894
Used in capital and related financing activities	(815)	(559)	(256)	(523)
Used in investing activities	<u>(288)</u>	<u>(2,936)</u>	<u>2,648</u>	<u>3</u>
Net increase (decrease) in cash and cash equivalents	(2,263)	(1,921)	(342)	2,374
Cash and cash equivalents at beginning of year	<u>6,895</u>	<u>8,816</u>	<u>(1,921)</u>	<u>6,442</u>
Cash and cash equivalents at end of year	\$ <u>4,632</u>	\$ <u>6,895</u>	\$ <u>(2,263)</u>	\$ <u>8,816</u>

**Budget Information**

The budget was developed by departments, campuses and offices, and approved by the Board of Regents. The budget of the College for fiscal year 2018 included the following:

1. \$12.975 Million for the administration and management of the College wherein the sources of revenue are from tuition and fees of \$9.075 Million, and \$1.000 Million from the appropriation from FSM National Government from the Education Sector Grant of the Compact of Free Association II, \$2.800 Million from the General Fund of FSM National Government, \$100K from Dormitory and other fees;
2. \$834K for the administration and management of the FSM – FMI at Yap State and 100% funded by FSM National Government;
3. \$690K for work study, supplemental education opportunity grant and teacher corps programs funded by Compact of Free Association II through FSM National Government;
4. \$115K for the operations of the Board of Regents of the College funded by FSM National Government; and,
5. \$311K for the operating expenditures of auxiliary enterprises funded from service charges.

**Capital Assets and Long-term Debt Activity**

At September 30, 2018, the College's net investment in capital assets was \$7.721 Million, with gross amount of \$20.195 Million for depreciable and non – depreciable assets net of accumulated depreciation. Depreciation for the current year amounted to \$1.056 Million.

**COLLEGE OF MICRONESIA-FSM  
(A COMPONENT UNIT OF THE FSM NATIONAL GOVERNMENT)**

Management's Discussion and Analysis  
Years Ended September 30, 2018 and 2017

The College's long-term obligation of \$379K represents the long – term portion of the employee's accrued annual leave. The College provides accumulation of annual leave balance, wherein accumulated leave of not exceeding 240 hours shall be paid to the employee upon resignation/termination of employment. The College has no other long-term debt as of the end of fiscal year 2018.

**Economic Outlook**

The College's sources of revenue are tuition and other fees from students receiving financial assistance from U.S. Federal Student Aid programs, and from the annual subsidy from FSM National Government. The subsidy is under the Education Sector Grant of the Compact of Free Association (ESG) between the Government of the United States of America and the Government of the Federated States of Micronesia Amended Compact also known as (Compact of Free Association II).

The U.S. Federal Student Aid programs are from the U.S. Department of Education under the U.S. Public Law 99 – 239. The U.S. Department of Education, Federal Student Aid renewed the Program Participation Agreement for the College through June 30, 2023. In school year 2017- 2018, about 96% of the students at the College received financial assistance from U.S. Federal Student Aid programs. The College's projection of the percentage of students receiving financial assistance from U.S. Federal Student Aid programs will remain at the range of 85% to 95% in the next couple of years. For Spring 2019 the College was able to award 100% of all Pell eligible students, which is about 94% of the College enrollment. The reinstating of the Summer term Pell grant eligibility in school year 2017-2018 will continue through school year 2018-2019.

The College is accredited by the Accrediting Commission for Community and Junior Colleges (ACCJC), Western Association of Schools and Colleges (WASC). Accreditation was reaffirmed through spring 2023 in an [Action Letter](#) issued on January 26, 2018. The College is scheduled to submit a Midterm Report on March 15, 2020.

The College is expected to receive continued support of funding assistance in succeeding years from the FSM National Government through the ESG and FSM local revenue. The FSM Government provided its commitment to absorb the funding decrements from ESG fund through the local revenue of the FSM. An FSM President Letter dated February 27, 2014 communicated the government support to continue to fund the decrement from its domestic revenues in the future. FSM Government provided \$2.8 million for the FY2017 Budget and \$1 million from the Compact Educational Sector Grant. The College also received a letter dated March 1, 2016 from the FSM Secretary of Education expressing support for the College's Long-Term Facilities Development Master Plan from arrears of IDP funds and other sources.

The College provided structured tuition fee increases for three consecutive fiscal years from 2014 to 2016 and tuition will remain at the same level for the years beyond 2016. For the fiscal year 2018, the tuition was maintained at \$135 per credit hour and facility fees were at the level of \$200 per student. The tuition and fees will continue to be at the same level for FY2019 and FY2020.

**COLLEGE OF MICRONESIA-FSM  
(A COMPONENT UNIT OF THE FSM NATIONAL GOVERNMENT)**

Management's Discussion and Analysis  
Years Ended September 30, 2018 and 2017

Tuition and Facility fee Increase (*No change in tuition and facility fee beyond fall 2016*):

FEE	Fall 2013	Spring 2014	Summer 2014	Fall 2014	Spring 2015	Summer 2015	Fall 2015	Spring 2016	Summer 2016	Fall 2016
Tuition Fee	115	115	115	125	125	125	135	135	135	135
Facility Fee Full Time	150	150	150	175	175	175	200	200	200	200
Facility Fee Part Time	50	50	50	60	60	60	70	70	70	70

The College is undergoing review of its Integrated Educational Master Plan (IEMP) which will take into consideration program prioritization and cost savings measures. The College's Five-Year Integrated Educational Master Plan must be linked to the newly approved College's Five-Year Financial Plan (2018-2022). These plans have given the College a clear picture of its financial outlook for the next five years. The College's next Five-Year Financial Plan will commence in FY2023 until 2027.

With the College's *Facilities Master Plan*, COM-FSM intends to move forward with prioritized programs of selected capital investment in new buildings and existing building reconfigurations plus capacity enhancement in facilities maintenance and project management.

The College can now submit annual funding requests through the budget process to the FSM for project construction. The FSM appropriated \$8 million in FY2017 for project construction for Pohnpei Campus vocational classrooms and multipurpose facilities and the National Campus Student Services two level building. For FY2018, the College submitted \$4.2 million for Kosrae Campus design of Multi-Purpose building, new Chuuk Campus Design for onsite power, water supply, sewer system, and parking and walkways. New Health Clinic and Infrastructure upgrades for the National campus were included in the package. For the FY2019 IDP submission, the College submitted to the FSM National Government an IDP budget of \$8,799,000 to construct a multipurpose building facility at Kosrae campus, Kosrae campus onsite paved access road, parking lots, and covered walkways.

The College's endowment fund started in 1997, has the goal of growing the size of its corpus to provide long-term financial stability of the College. The Board and the Administration, through the newly created Office for Institutional Advancement and External Affairs put in place plans to raise money for the Endowment Fund from businesses, private individuals and government entities within the FSM including prospective donors and stakeholders abroad to meet the revised target goal of \$10 million for a 5-year period ending 2023. Fundraising efforts will intensify for the remaining period, employing every conceivable way including lucky draw or raffles, fundraising dinners, cocktails, walk-a-thon, bake sales, memorabilia and other on-campus student fundraising events to contribute to the growth of the endowment fund. The College reached agreement with the FSM to include as part of its annual budget submission \$285,000 for the FSM contribution to the Endowment fund.

Management's Discussion and Analysis for the year ended September 30, 2017 is set forth in the College's report on the audit of financial statements, which was dated May 31, 2018. That Discussion and Analysis explains the major factors impacting the 2017 financial statements and can be obtained from the FSM office of the National Public Auditor's website at [www.fsmopa.fm](http://www.fsmopa.fm).

**COLLEGE OF MICRONESIA-FSM  
(A COMPONENT UNIT OF THE FSM NATIONAL GOVERNMENT)**

Management's Discussion and Analysis  
Years Ended September 30, 2018 and 2017

**FINANCIAL MANAGEMENT CONTACT**

This financial report is designed to provide all interested users with a general overview of the College of Micronesia - FSM's finances. Inquiries concerning this report, if any, may be directed to the College of Micronesia - FSM, P.O. Box 159, Kolonia Pohnpei, FM 96941.

**COLLEGE OF MICRONESIA-FSM**  
**(A COMPONENT UNIT OF THE FSM NATIONAL GOVERNMENT)**

Statements of Net Position - College Only  
September 30, 2018 and 2017

<u>ASSETS</u>	<u>2018</u>	<u>2017</u>
Current assets:		
Cash and cash equivalents	\$ 4,631,662	\$ 6,895,203
Time certificates of deposit	18	18
Investments	2,990,905	2,990,905
Due from FSM National Government, net	845,279	344,582
Tuition receivable, net	4,065,428	2,503,069
Grants and contracts receivable, net	312,375	470,962
Due from Foundation	404,518	-
Other receivables, net	312,174	294,496
Inventories	1,102,396	1,170,005
Prepaid expenses	790,776	643,658
Total current assets	<u>15,455,531</u>	<u>15,312,898</u>
Noncurrent assets:		
Endowment investments	6,761,490	6,161,678
Capital assets:		
Nondepreciable capital assets	1,455,685	1,455,685
Capital assets, net of accumulated depreciation	<u>6,265,274</u>	<u>6,506,084</u>
Total noncurrent assets	<u>14,482,449</u>	<u>14,123,447</u>
Total assets	<u>\$ 29,937,980</u>	<u>\$ 29,436,345</u>
<u>LIABILITIES AND NET POSITION</u>		
Current liabilities:		
Accounts payable	\$ 286,772	\$ 343,790
Accrued liabilities	728,843	745,235
Accrued annual leave, current portion	342,125	299,933
Unearned revenue	2,448,055	2,438,549
Other current liabilities	<u>431,670</u>	<u>323,718</u>
Total current liabilities	4,237,465	4,151,225
Noncurrent liabilities:		
Long-term portion of accrued annual leave	<u>378,644</u>	<u>410,028</u>
Total liabilities	<u>4,616,109</u>	<u>4,561,253</u>
Commitments and contingencies		
Net position:		
Net investment in capital assets	7,720,959	7,961,769
Restricted:		
Nonexpendable	6,761,490	6,161,678
Unrestricted	<u>10,839,422</u>	<u>10,751,645</u>
Total net position	<u>25,321,871</u>	<u>24,875,092</u>
Total liabilities and net position	<u>\$ 29,937,980</u>	<u>\$ 29,436,345</u>

See accompanying notes to financial statements.

**COLLEGE OF MICRONESIA-FSM**  
**(A COMPONENT UNIT OF THE FSM NATIONAL GOVERNMENT)**

Statements of Revenues, Expenses and Changes in Net Position - College Only  
Years Ended September 30, 2018 and 2017

	2018	2017
Operating revenues:		
Student tuition and fees	\$ 7,929,738	\$ 8,180,727
Less: Scholarship discounts and allowances	(6,431,466)	(7,475,463)
	1,498,272	705,264
Federal grants and contracts	10,805,918	13,263,625
Government grants and contracts	4,898,655	4,557,116
Sales and services of auxiliary enterprises	1,711,694	1,583,180
Other revenues	742,289	330,176
Total operating revenues	19,656,828	20,439,361
Less bad debts	(523,988)	(908,506)
Net operating revenues	19,132,840	19,530,855
Operating expenses:		
Institutional support	4,703,522	4,293,953
Instruction	7,226,814	6,823,163
Student financial assistance	1,737,388	2,943,606
Student services	1,692,871	1,498,678
Depreciation	1,055,968	914,174
Auxiliary enterprises	742,490	1,275,019
Academic support	656,688	755,266
Operations and maintenance, plant	1,586,264	1,387,199
Total operating expenses	19,402,005	19,891,058
Operating loss	(269,165)	(360,203)
Nonoperating revenues (expense):		
Loss on capital asset disposal	-	(18,308)
Contributions from Foundation	404,518	-
Net investment income	311,426	825,497
Total nonoperating revenues, net	715,944	807,189
Change in net position	446,779	446,986
Net position:		
Net position at beginning of year	24,875,092	24,428,106
Net position at end of year	\$ 25,321,871	\$ 24,875,092

See accompanying notes to financial statements.

**COLLEGE OF MICRONESIA-FSM**  
**(A COMPONENT UNIT OF THE FSM NATIONAL GOVERNMENT)**

Statements of Cash Flows - College Only  
Years Ended September 30, 2018 and 2017

	2018	2017
Cash flows from operating activities:		
Grants and contracts	\$ 14,774,387	\$ 18,712,063
Auxiliary services	1,711,694	1,583,180
Other receipts	724,614	247,826
Payments to employees for salaries and benefits	(8,821,730)	(8,611,880)
Payments to suppliers and others	(9,548,962)	(10,357,143)
Net cash (used for) provided by operating activities	(1,159,997)	1,574,046
Cash flows from capital and related financing activities:		
Purchase of capital assets	(815,158)	(558,383)
Cash flows from investing activities:		
Purchase of investments	(288,386)	(2,936,207)
Net change in cash and cash equivalents	(2,263,541)	(1,920,544)
Cash and cash equivalents at beginning of year	6,895,203	8,815,747
Cash and cash equivalents at end of year	\$ 4,631,662	\$ 6,895,203
Reconciliation of operating loss to net cash (used for) provided by operating activities:		
Operating loss	\$ (269,165)	\$ (360,203)
Adjustments to reconcile operating loss to net cash (used for) provided by operating activities:		
Depreciation	1,055,968	914,174
Bad debts	523,988	908,506
Provision for inventory obsolescence	21,055	38,174
Changes in assets and liabilities:		
Due from FSM National Government	(407,735)	(80,297)
Tuition receivable	(2,100,979)	501,564
Grants and contracts receivable	80,256	(307,073)
Other receivables	(17,679)	(112,882)
Inventories	46,554	40,727
Prepaid expenses	(147,118)	(216,524)
Accounts payable	(57,019)	45,136
Accrued liabilities	(5,582)	64,952
Unearned revenue	9,506	79,363
Other current liabilities	107,953	58,429
Net cash (used for) provided by operating activities	\$ (1,159,997)	\$ 1,574,046
Noncash activity:		
Increase in capital asset	78,824	-
Increase in accumulated depreciation	(67,261)	-
Decrease in depreciation	(11,563)	-

See accompanying notes to financial statements.

**COLLEGE OF MICRONESIA-FSM  
(A COMPONENT UNIT OF THE FSM NATIONAL GOVERNMENT)**

Notes to Financial Statements  
September 30, 2018 and 2017

(1) Organization

The College of Micronesia-FSM (COM-FSM or the College), formerly Community College of Micronesia or CCM, was one of the three component campuses of the College of Micronesia (COM) prior to April 1, 1993. The COM was established on March 29, 1977, by the treaty among the governments of the Republic of the Marshall Islands, the Federated States of Micronesia (FSM), and the Republic of Palau. The treaty ended on March 31, 1993, and the COM was restructured to render autonomy to each of the three nations.

CCM and the centers for continuing education (CE) in Pohnpei, Chuuk, Yap and Kosrae were merged to form COM-FSM, a FSM public corporation established by Public Law 7-79 on September 25, 1992, under the general management and control of a seven-member Board of Regents, appointed by the FSM President with the advice and consent of the FSM Congress. This law was subsequently amended to reduce the number of board members to five. The term of all board members is 3 years and is limited to 2 consecutive terms. However, a member may serve beyond the expiration date of his/her term until a successor has been appointed. The purpose of COM-FSM is to serve the varied post-secondary and adult educational needs of the FSM.

COM-FSM is considered a component unit of the FSM National Government for the following reasons: (1) the governing body, the Board of Regents, is appointed by the FSM President with the advice and consent of FSM Congress, and (2) COM-FSM has the potential to impose financial burdens on the FSM National Government.

The Friends of the College of Micronesia-FSM, Inc. (the Foundation) was incorporated on April 19, 2013 as non-profit, public benefit corporation, which operates under separate Board of Directors from that of the College. The Foundation is considered a component unit of the College.

(2) Basis of Presentation

A. Financial Statement Presentation. In June 1999, the Governmental Accounting Standards Board (GASB) issued Statement No. 34, *Basic Financial Statements – and Management’s Discussion and Analysis – for State and Local Governments*. This was followed in November 1999 by GASB Statement No. 35, *Basic Financial Statements – and Management’s Discussion and Analysis – for Public Colleges and Universities*. The financial statement presentation required by GASB No. 34 and No. 35 provides a comprehensive, entity-wide perspective of the COM-FSM assets, liabilities, net position, revenues, expenses, changes in net position, and cash flows, and replaces the fund-group perspective previously required.

Other GASB Statements are required to be implemented in conjunction with GASB Statements No. 34 and No. 35. Therefore, the FSM National Government and COM-FSM have also implemented Statement No. 36, *Recipient Reporting for Certain Shared Nonexchange Revenues*, Statement No. 37, *Basic Financial Statements – and Management’s Discussion and Analysis – for State and Local Governments; Omnibus*, and Statement No. 38, *Certain Financial Statement Note Disclosures*.



**COLLEGE OF MICRONESIA-FSM  
(A COMPONENT UNIT OF THE FSM NATIONAL GOVERNMENT)**

Notes to Financial Statements  
September 30, 2018 and 2017

(2) Basis of Presentation, Continued

A. Financial Statement Presentation, Continued

The College has adopted GASB Statement No. 39, *Determining Whether Certain Organizations are Component Units*, and considers the Foundation, a legally separate, tax-exempt entity, as a component unit. The Foundation provides financial support for the objectives, purposes and programs of the College. Although the College does not control the timing, purpose, or amount of receipts from the Foundation, the resources (and income thereon) which the Foundation holds and invests are restricted to the activities of the College. Because the resources held by the Foundation can only be used by, or for the benefit of, the College, the Foundation is considered as a component unit of the College and its Statement of Financial Position and Statement of Activities are to be separately presented in the College's financial statements.

The Foundation is a private organization that reports under accounting standards established by the Financial Statement Accounting Standards Board (FASB), which is the source of generally accepted accounting principles for not-for-profit entities. The financial statement presentation follows the recommendations of the Accounting Standards Codification (ASC) 958, *Not-for-Profit Entities*. As such, certain revenue recognition criteria and presentation features are different from GASB revenue recognition criteria and presentation features. The Foundation's fiscal year end is December 31. Copies of the Foundation's report can be obtained by contacting the Foundation.

- B. Basis of Accounting. For financial statement purposes, COM-FSM is considered a special-purpose government engaged only in business-type activities. Accordingly, COM-FSM's financial statements have been prepared using the economic resources measurement focus and the accrual basis of accounting. Under the accrual basis, revenues are recognized when earned, and expenses are recorded when an obligation has been incurred. All significant intra-college transactions have been eliminated. COM-FSM reports as a business-type activity, as defined by GASB Statement No. 35. Business-type activities are those that are financed in whole or in part by fees charged to external parties for goods and services.

(3) Summary of Significant Accounting Policies

- A. Cash and Cash Equivalents and Time Certificate of Deposits. Cash and cash equivalents are defined as cash on hand, cash in bank and time certificates of deposit with initial maturities of three months or less. Time certificates of deposit with initial maturities of more than three months are separately presented.

Custodial credit risk is the risk that in the event of a bank failure, the College's deposits may not be returned to it. Such deposits are not covered by depository insurance and are either uncollateralized, or collateralized with securities held by the pledging financial institution or held by the pledging financial institution but not in the depositor-government's name. The College does not have a deposit policy for custodial credit risk.

At September 30, 2018 and 2017, COM-FSM has recorded cash and cash equivalents and time certificates of deposit of \$4,631,680 and \$6,895,221, respectively, with corresponding bank balances of \$4,751,032 and \$7,129,657, respectively. Of these amounts, \$603,202 and \$547,298 in 2018 and 2017, respectively, are insured by the Federal Deposit Insurance Corporation (FDIC). The remaining balances are not insured or collateralized by securities held by a trustee in the name of the financial institution.

**COLLEGE OF MICRONESIA-FSM  
(A COMPONENT UNIT OF THE FSM NATIONAL GOVERNMENT)**

Notes to Financial Statements  
September 30, 2018 and 2017

(3) Summary of Significant Accounting Policies, Continued

A. Cash and Cash Equivalents and Time Certificate of Deposits, Continued

Management elected not to require insurance or collateralization on the remaining balances based on confidence in the financial health of the banking institutions.

No losses as a result of this practice were incurred during the years ended September 30, 2018 and 2017.

B. Investments. COM-FSM accounts for its investments at fair value in accordance with GASB Statement No. 31, *Accounting for Financial Reporting for Certain Investments and for External Investment Pools*. Unrealized gains and losses on the carrying value of investments are reported as a component of net investment income in the Statements of Revenues, Expenses and Changes in Net Position.

C. Accounts Receivable. Accounts receivable tuition and fees, net of an allowance for uncollectible accounts as of September 30, 2018, follows:

	<u>National Campus</u>	<u>State Campuses</u>	<u>Totals</u>
Accounts receivable, gross	\$ 5,558,365	\$ 2,802,770	\$ 8,361,135
Allowance for uncollectible accounts	<u>(2,861,251)</u>	<u>(1,434,456)</u>	<u>(4,295,707)</u>
Accounts receivable, net	\$ <u>2,697,114</u>	\$ <u>1,368,314</u>	\$ <u>4,065,428</u>

Accounts receivable tuition and fees, net of an allowance for uncollectible accounts as of September 30, 2017, follows:

	<u>National Campus</u>	<u>State Campuses</u>	<u>Totals</u>
Accounts receivable, gross	\$ 4,019,297	\$ 2,240,858	\$ 6,260,155
Allowance for uncollectible accounts	<u>(2,481,564)</u>	<u>(1,275,522)</u>	<u>(3,757,086)</u>
Accounts receivable, net	\$ <u>1,537,733</u>	\$ <u>965,336</u>	\$ <u>2,503,069</u>

The allowance for uncollectible accounts is established through a provision charged to expense. Accounts are charged against the allowance when management believes that the collection of the balance is unlikely. The allowance is an amount that management believes will be adequate to absorb possible losses on existing balances that may be uncollectible, based on evaluations of collectability and prior loss experience.

Other receivables are net of an allowance for doubtful accounts of \$153,778 as of September 30, 2018 and 2017.

D. Inventory. Inventory is stated at the lower of cost (first-in, first-out) or market (net realizable value). At September 30, 2018 and 2017, inventory is net of an allowance for obsolescence of \$59,229 and \$38,174, respectively.

E. Prepaid Expenses. Payments made to vendors for goods and services that will benefit periods beyond September 30, 2018 and 2017, are recorded as prepaid expenses. Prepaid expenses represent prepayments for office supplies, textbooks and computers.

**COLLEGE OF MICRONESIA-FSM  
(A COMPONENT UNIT OF THE FSM NATIONAL GOVERNMENT)**

Notes to Financial Statements  
September 30, 2018 and 2017

(3) Summary of Significant Accounting Policies, Continued

- F. Capital Assets and Depreciation. All buildings and equipment transferred to COM-FSM were recorded at management's estimate of fair market value at the date of transfer. Subsequent additions have been recorded at cost and/or realizable value, as estimated and provided by COM-FSM. Depreciation is calculated using the straight-line method over estimated useful lives of three to thirty years. COM-FSM has adopted a capitalization policy of \$500. Purchases less than this threshold are expensed.

Certain real property and buildings being used by COM-FSM were contributed to COM-FSM by the FSM National Government. No user fee or allowance has been computed or charged to COM-FSM by the FSM National Government. Therefore, such costs have not been recorded as in-kind contributions or expenses.

- G. Deferred Outflows of Resources. In addition to assets, the statements of net position will sometimes report a separate section for deferred outflows of resources. This separate financial statement element, deferred outflows of resources represents a consumption of net position that applies to a future period and so will not be recognized as an outflow of resources (deduction of net position) until then. The College has no items that qualify for reporting in this category.
- H. Unearned Revenue. Unearned revenue includes amounts received for tuition and fees and certain grants prior to the end of the fiscal year but relating to the subsequent accounting period. Unearned revenue also includes amounts received from grant and contract sponsors that have not yet been earned.
- I. Compensated Absences. COM-FSM recognizes as a liability all vested vacation leave benefits accrued by its employees at the time such leave is earned. It is the policy of COM-FSM to record the cost of sick leave when leave is actually taken and an expense is actually incurred. Accordingly, no liability is recorded for nonvesting accumulating rights to receive sick pay benefits.
- J. Noncurrent Liabilities. Noncurrent liabilities include estimated amounts for accrued compensated absences that will not be paid within the next fiscal year.

The change in accrued compensated absences during fiscal years 2018 and 2017 is as follows:

Balance, Oct. 1, 2017	<u>Addition</u>	<u>Reduction</u>	Balance, Sept. 30, 2018	<u>Current</u>
\$ <u>709,961</u>	\$ <u>10,808</u>	\$ <u>      -</u>	\$ <u>720,769</u>	\$ <u>342,125</u>
Balance, Oct. 1, 2016	<u>Addition</u>	<u>Reduction</u>	Balance, Sept. 30, 2017	<u>Current</u>
\$ <u>707,989</u>	\$ <u>1,972</u>	\$ <u>      -</u>	\$ <u>709,961</u>	\$ <u>299,933</u>

**COLLEGE OF MICRONESIA-FSM  
(A COMPONENT UNIT OF THE FSM NATIONAL GOVERNMENT)**

Notes to Financial Statements  
September 30, 2018 and 2017

(3) Summary of Significant Accounting Policies, Continued

K. Deferred Inflows of Resources. In addition to liabilities, the statements of net position will sometimes report a separate section for deferred inflows of resources. This separate financial statement element, deferred inflows of resources represents an acquisition of net position that applies to a future period and so will not be recognized as an inflow of resources (addition of net position) until then. The College has no items that qualify for reporting in this category.

L. Net Position. COM-FSM's net position is classified as follows:

*Net Investment in Capital Assets* – This represents COM-FSM's net investment in capital assets, reduced by outstanding debt obligations related to those capital assets.

*Restricted Net Position – Nonexpendable* – Nonexpendable restricted net position consists of endowment and similar type funds in which donors or other outside sources have stipulated, as a condition of the gift instrument, that the principal is to be maintained inviolate and in perpetuity, and invested for the purpose of producing present and future income, which may either be expended or added to principal.

*Unrestricted Net Position* – Unrestricted net position represents resources derived from student tuition and fees, governmental appropriations and contracts, and sales and services of educational departments and auxiliary enterprises. These resources are used for transactions relating to the educational and general operations of the COM-FSM, and may be used at the discretion of the governing board to meet current expenses for any purpose. These resources are to also be used for auxiliary enterprises, which are substantially self-supporting activities that provide services for students, faculty and staff.

M. Classification of Revenues and Expenses. COM-FSM has classified its revenues and expenses as either operating or nonoperating according to the following criteria:

*Operating* – Operating revenues and expenses include activities that have the characteristics of exchange transactions, such as (1) student tuition and fees, net of scholarship discounts and allowances, (2) sales and services of auxiliary enterprises, and (3) most federal, state and local grants and contracts and federal appropriations.

*Nonoperating* – Nonoperating revenues and expenses include activities that have the characteristics of nonexchange transactions, such as gifts and contributions, and other sources and uses that are defined as nonoperating revenues and expenses by GASB Statement No. 9, *Reporting Cash Flows of Proprietary and Nonexpendable Trust Funds and Governmental Entities That Use Proprietary Fund Accounting*, and GASB Statement No. 34, such as investment income.

**COLLEGE OF MICRONESIA-FSM**  
**(A COMPONENT UNIT OF THE FSM NATIONAL GOVERNMENT)**

Notes to Financial Statements  
September 30, 2018 and 2017

(3) Summary of Significant Accounting Policies, Continued

- N. Scholarship Discounts and Allowances. Student tuition and fee revenues, and certain other revenues from students, are reported net of scholarship discounts and allowances in the Statements of Revenues, Expenses and Changes in Net Position. Scholarship discounts and allowances are the difference between the stated charge for goods and services provided by COM-FSM, and the amount that is paid by students and/or third parties making payments on the students' behalf. Certain governmental grants, such as Pell grants, and other federal, state or nongovernmental programs, are recorded as either operating or nonoperating revenues in COM-FSM's financial statements. To the extent that revenues from such programs are used to satisfy tuition and fees and other student charges, COM-FSM has recorded a scholarship discount and allowance.
- O. Risk Management. COM-FSM purchases insurance to cover its risk of losses due to fire, lightning, and other risks normal to operating an institution of higher learning. Refer also to note 8.
- P. Estimates. The preparation of financial statements in conformity with accounting principles generally accepted in the United States of America requires management to make estimates and assumptions that affect the reported amounts of assets and liabilities and disclosure of contingent assets and liabilities at the date of the financial statements and the reported amounts of revenues and expenses during the reporting period. Actual results could differ from those estimates.
- Q. Reclassifications. Certain 2017 balances were reclassified to conform with the 2018 presentation.
- R. New Accounting Standards

During fiscal year 2018, the College implemented the following pronouncements:

- GASB Statement No. 75, *Accounting and Financial Reporting for Postemployment Benefits Other Than Pensions*, which replaces the requirements of Statements No. 45, *Accounting and Financial Reporting by Employers for Postemployment Benefits Other Than Pensions*, as amended, and No. 57, *OPEB Measurements by Agent Employers and Agent Multiple-Employer Plans*, and provides guidance on reporting by governments that provide OPEB to their employees and for governments that finance OPEB for employees of other governments.
- GASB Statement No. 81, *Irrevocable Split-Interest Agreements*, which improves accounting and financial reporting for irrevocable split-interest agreements by providing recognition and measurement guidance for situations in which a government is a beneficiary of the agreement.
- GASB Statement No. 85, *Omnibus 2017*, which address practice issues that have been identified during implementation and application of certain GASB Statements including issues related to blending component units, goodwill, fair value measurement and application, and postemployment benefits (pensions and other postemployment benefits).
- GASB Statement No. 86, *Certain Debt Extinguishment Issues*, which improves consistency in accounting and financial reporting for in-substance defeasance of debt.

**COLLEGE OF MICRONESIA-FSM  
(A COMPONENT UNIT OF THE FSM NATIONAL GOVERNMENT)**

Notes to Financial Statements  
September 30, 2018 and 2017

(3) Summary of Significant Accounting Policies, Continued

R. New Accounting Standards, Continued

The implementation of these statements did not have a material effect on the College's financial statements.

- In November 2016, GASB issued Statement No. 83, *Certain Asset Retirement Obligations*, which addresses accounting and financial reporting for certain asset retirement obligations (AROs) associated with the retirement of a tangible capital asset. The provisions in Statement No. 83 are effective for fiscal years beginning after June 15, 2018. Management does not believe that the implementation of this statement will have a material effect on the financial statements.
- In January 2017, GASB issued Statement No. 84, *Fiduciary Activities*, which establishes criteria for identifying fiduciary activities of all state and local governments. The provisions in Statement No. 84 are effective for fiscal years beginning after December 15, 2018. Management does not believe that the implementation of this statement will have a material effect on the financial statements.
- In June 2017, GASB issued Statement No. 87, *Leases*, which establishes a single model for lease accounting based on the foundational principle that leases are financings of the right to use an underlying asset. The provisions in Statement No. 87 are effective for fiscal years beginning after December 15, 2019. Management has yet to determine whether the implementation of this statement will have a material effect on the financial statements.
- In April 2018, GASB issued Statement No. 88, *Certain Disclosures Related to Debt*, including Direct Borrowings and Direct Placements, which improves the information that is disclosed in notes to government financial statements related to debt, including direct borrowings and direct placements. The provisions in Statement No. 88 are effective for fiscal years beginning after June 15, 2018. Management does not believe that the implementation of this statement will have a material effect on the financial statements.
- In June 2018, GASB issued Statement No. 89, *Accounting for Interest Cost Incurred before the End of a Construction Period*, which requires that interest cost incurred before the end of a construction period be recognized as an expense in the period in which the cost is incurred for financial statements prepared using the economic resources measurement focus. The provisions in Statement No. 89 are effective for fiscal years beginning after December 15, 2019. Management does not believe that the implementation of this statement will have a material effect on the financial statements.
- In August 2018, GASB issued Statement No. 90, *Majority Equity Interests – an Amendment of GASB Statements No. 14 and No. 61*, which improves the consistency and comparability of reporting a government's majority equity interest in a legally separate organization and the relevance of financial statement information for certain component units. The provisions in Statement No. 90 are effective for fiscal years beginning after December 15, 2018. Management does not believe that the implementation of this statement will have a material effect on the financial statements.

**COLLEGE OF MICRONESIA-FSM  
(A COMPONENT UNIT OF THE FSM NATIONAL GOVERNMENT)**

Notes to Financial Statements  
September 30, 2018 and 2017

(4) Investments

In January 1994, COM-FSM received an endowment contribution in the amount of \$150,000 from FSM Telecommunications Corporation. The principal is to be maintained inviolate and in perpetuity.

In November 1995, notification was received from the U.S. Department Education that COM-FSM had been selected for a grant under the Endowment Challenge Grant Program authorized by Title III of the Higher Education Act of 1965, as amended. Non-government funds raised for this endowment fund were matched by the U.S. Department of Education on a two-to-one basis.

The Secretary of Education awarded an amount to COM-FSM equal to two times the amount of the funds raised. The College of Micronesia-FSM raised \$250,000 and the U.S. Department of Education awarded \$500,000, bringing the total of this endowment fund to \$750,000. The Endowment Challenge grant covers a period of twenty years.

The College has engaged in specific fund raising for the purpose of increasing net position invested with the above Endowment funds. Therefore, the College is of the opinion that such investments and related investment income are appropriately classified as nonexpendable restricted net position.

In December 1997, COM-FSM adopted an investment policy, which guides current investment decisions. The policy provides that investment earnings may not be obligated until the principal has aggregated to a market value of \$20 million. The Investment Consultant revised the Investment Policy on March 2017 to incorporate the amendments adopted by the Board during the March 2017 meeting. The investments are classified as restricted nonexpendable net position in the accompanying Statements of Net Position.

The composition of endowment investments as of September 30, 2018 and 2017, by funding source, is as follows:

	<u>2018</u>	<u>2017</u>
<u>Donor</u>		
FSM Telecommunications Corporation (FSMTC)	\$ 165,000	\$ 165,000
U.S. Department of Education and local match (Challenge)	<u>6,596,490</u>	<u>5,996,678</u>
	\$ <u>6,761,490</u>	\$ <u>6,161,678</u>

Investments and related investment earnings are reported at fair value using quoted market prices. Fair value is the price that would be received to sell an asset or paid to transfer a liability (i.e., the exit price) in an orderly transaction between market participants at the date as of which the fair value of an asset or liability is determined.

**COLLEGE OF MICRONESIA-FSM  
(A COMPONENT UNIT OF THE FSM NATIONAL GOVERNMENT)**

Notes to Financial Statements  
September 30, 2018 and 2017

(4) Investments, Continued

As of September 30, 2018 and 2017, investments at fair value are as follows:

	<u>2018</u>	<u>2017</u>
Fixed income securities:		
Domestic fixed income	\$ 2,912,317	\$ 3,046,948
International fixed income	<u>461,281</u>	<u>471,055</u>
	<u>3,373,598</u>	<u>3,518,003</u>
Other investments:		
Common equities	5,512,911	5,140,148
Alternatives	42,045	-
Exchange traded funds	168,065	157,845
Money market funds	<u>655,776</u>	<u>336,587</u>
	<u>6,378,797</u>	<u>5,634,580</u>
	<u>\$ 9,752,395</u>	<u>\$ 9,152,583</u>

As of September 30, 2018, the College's fixed income securities had the following maturities:

<u>Investment Type</u>	<u>Fair Value</u>	<u>Investment Maturities (in years)</u>			
		<u>Less than 1</u>	<u>1-5</u>	<u>5-10</u>	<u>more than 10</u>
Mortgage and asset-backed securities	\$ 97,933	\$ -	\$ -	\$ -	\$ 97,933
Corporate bonds	1,267,107	-	592,851	616,312	57,944
International bonds	461,281	461,281	-	-	-
Government bonds	<u>1,547,277</u>	<u>-</u>	<u>1,054,692</u>	<u>414,441</u>	<u>78,144</u>
	<u>\$ 3,373,598</u>	<u>\$ 461,281</u>	<u>\$ 1,647,543</u>	<u>\$ 1,030,753</u>	<u>\$ 234,021</u>

As of September 30, 2017, the College's fixed income securities had the following maturities:

<u>Investment Type</u>	<u>Fair Value</u>	<u>Investment Maturities (in years)</u>			
		<u>Less than 1</u>	<u>1-5</u>	<u>5-10</u>	<u>more than 10</u>
Mortgage and asset-backed securities	\$ 260,197	\$ -	\$ 159,263	\$ -	\$ 100,934
Corporate bonds	1,391,363	94,533	508,288	724,187	64,355
International bonds	471,055	471,055	-	-	-
Government bonds	<u>1,395,388</u>	<u>110,278</u>	<u>739,229</u>	<u>463,489</u>	<u>82,392</u>
	<u>\$ 3,518,003</u>	<u>\$ 675,866</u>	<u>\$ 1,406,780</u>	<u>\$ 1,187,677</u>	<u>\$ 247,680</u>

Credit risk for investments is the risk that an issuer or other counterparty to an investment will not fulfill its obligations.



**COLLEGE OF MICRONESIA-FSM  
(A COMPONENT UNIT OF THE FSM NATIONAL GOVERNMENT)**

Notes to Financial Statements  
September 30, 2018 and 2017

(4) Investments, Continued

The College's exposure to credit risk at September 30, 2018, was as follows:

<u>Moody's Rating</u>	<u>Domestic</u>	<u>International</u>	<u>Total</u>
AAA/AAA	\$ 1,547,277	\$ -	\$ 1,547,277
AA2/AA	19,143	-	19,143
AA3/A	41,405	-	41,405
A1/AA-	24,538	-	24,538
A1/A+	44,514	-	44,514
A1/A-	23,475	-	23,475
A1/AA-	96,791	-	96,791
A2/A+	50,594	-	50,594
A2/A	1,943	-	1,943
A2/A-	89,474	-	89,474
A3/A	204,600	-	204,600
A3/A-	100,728	-	100,728
A3/BBB+	30,038	-	30,038
BAA1/A	44,075	-	44,075
BAA1/BBB+	152,419	-	152,419
BAA1/BBB	112,252	-	112,252
BAA2/A-	19,685	-	19,685
BAA2/BBB+	24,714	-	24,714
BAA2/BBB	147,986	-	147,986
BAA3/BBB	38,734	-	38,734
Not rated	<u>97,932</u>	<u>461,281</u>	<u>559,213</u>
Total	<u>\$ 2,912,317</u>	<u>\$ 461,281</u>	<u>\$ 3,373,598</u>

The College's exposure to credit risk at September 30, 2017, was as follows:

<u>Moody's Rating</u>	<u>Domestic</u>	<u>International</u>	<u>Total</u>
AAA/AAA	\$ 1,554,650	\$ -	\$ 1,554,650
AA2/AA	19,938	-	19,938
AA3/A	43,397	-	43,397
A1/A+	71,314	-	71,314
A1/A-	24,607	-	24,607
A1/AA-	58,282	-	58,282
A2/A+	49,482	-	49,482
A2/A	103,663	-	103,663
A2/A-	20,166	-	20,166
A3/A	96,967	-	96,967
A3/A-	158,926	-	158,926
A3/BBB+	135,757	-	135,757
BAA1/A	31,640	-	31,640
BAA1/BBB+	356,777	-	356,777
BAA1/BBB	25,697	-	25,697
BAA2/A-	20,424	-	20,424
BAA2/BBB+	25,030	-	25,030
BAA2/BBB	77,021	-	77,021
BAA3/BBB	72,276	-	72,276
Not rated	<u>100,934</u>	<u>471,055</u>	<u>571,989</u>
Total	<u>\$ 3,046,948</u>	<u>\$ 471,055</u>	<u>\$ 3,518,003</u>

**COLLEGE OF MICRONESIA-FSM  
(A COMPONENT UNIT OF THE FSM NATIONAL GOVERNMENT)**

Notes to Financial Statements  
September 30, 2018 and 2017

(4) Investments, Continued

Custodial credit risk for investments is the risk that in the event of the failure of the counterparty to the transaction, the College will not be able to recover the value of the investment or collateral securities that are in the possession of an outside party. The College's investments are held and administered by trustees. Based on negotiated trust and custody contracts, all of these investments were held in the College's name by the College's custodial financial institutions at September 30, 2018 and 2017.

Concentration of credit risk for investments is the risk of loss attributed to the magnitude of an entity's investment in a single issuer. GASB Statement No. 40 requires disclosure by issuer and amount of investments in any one issuer that represents five percent (5%) or more of total investments for the College. There was no concentration of credit risk for investments as of September 30, 2018 and 2017.

Interest rate risk is the risk that changes in interest rates will adversely affect the fair value of debt instruments. The College does not have a formal investment policy that limits investment maturities as a means of managing its exposure to fair value losses arising from increasing interest rates.

The College categorizes its fair value measurements within the fair value hierarchy established by GAAP. The hierarchy is based on the valuation inputs used to measure the fair value of the asset. Level 1 inputs are quoted prices in active markets for identical assets; Level 2 inputs are significant other observable inputs; and Level 3 inputs are significant unobservable inputs. The College has the following recurring fair value measurements as of September 30, 2018 and 2017:

	<u>Fair Value Measurements Using</u>			
	September 30, 2018	Quoted Prices In Active Markets for Identical Assets (Level 1)	Significant Other Observable Inputs (Level 2)	Significant Unobservable Inputs (Level 3)
Investments by fair value level:				
Fixed income securities	\$ 3,373,598	\$ -	\$ 3,373,598	\$ -
Equity securities	5,554,956	5,554,956	-	-
Exchange traded funds	168,065	168,065	-	-
Total investments by fair value level	<u>9,096,619</u>	<u>5,723,021</u>	<u>3,373,598</u>	<u>-</u>
Investments measured at amortized cost:				
Money market funds	655,776	-	-	-
	<u>655,776</u>	<u>-</u>	<u>-</u>	<u>-</u>
	<u>\$ 9,752,395</u>	<u>\$ 5,723,021</u>	<u>\$ 3,373,598</u>	<u>\$ -</u>

**COLLEGE OF MICRONESIA-FSM  
(A COMPONENT UNIT OF THE FSM NATIONAL GOVERNMENT)**

Notes to Financial Statements  
September 30, 2018 and 2017

(4) Investments, Continued

<u>Fair Value Measurements Using</u>				
	September 30, 2017	Quoted Prices In Active Markets for Identical Assets (Level 1)	Significant Other Observable Inputs (Level 2)	Significant Unobservable Inputs (Level 3)
Investments by fair value level:				
Fixed income securities	\$ 3,518,003	\$ -	\$ 3,518,003	\$ -
Equity securities	5,140,148	5,140,148	-	-
Mutual funds	157,845	157,845	-	-
Total investments by fair value level	8,815,996	5,297,993	3,518,003	-
Investments measured at amortized cost:				
Money market funds	336,587	-	-	-
	336,587	-	-	-
	\$ 9,152,583	\$ 5,297,993	\$ 3,518,003	\$ -

(5) Due from Grantor Agencies

COM-FSM administers student financial aid (SFA) for the U.S. Department of Education. SFA funds related to Pell Grants, Talent Search Program, Upward Bound Program, and Student Support Services (TRIO program), Gaining Early Awareness and Readiness for Undergraduate Programs (GEAR UP). COM-FSM also administers Land Grant Programs on behalf of COM Land Grant College. Grants and contracts receivable – U.S. Government comprised the following uncollected grants as of September 30, 2018 and 2017:

	<u>2018</u>	<u>2017</u>
Due from U.S. Department of Education	\$ 109,888	\$ 59,338
Due from COM-Land Grant	158,137	221,732
Due from University of Guam	120,233	127,860
Due from University of Hawaii	22,124	22,124
CARIPAC	165,738	165,738
Due from other grantor agencies	170,141	229,726
	746,261	826,518
Less allowance for doubtful accounts	(433,886)	(355,556)
	\$ 312,375	\$ 470,962

**COLLEGE OF MICRONESIA-FSM  
(A COMPONENT UNIT OF THE FSM NATIONAL GOVERNMENT)**

Notes to Financial Statements  
September 30, 2018 and 2017

(6) Capital Assets

Capital assets at September 30, 2018 and 2017 consist of the following:

	Balance October 1, <u>2017</u>	<u>Additions</u>	<u>Retirements</u>	Balance September 30, <u>2018</u>
Depreciable assets:				
Buildings	\$ 14,704,659	\$ 271,814	\$ (560,465)	\$ 14,416,008
Furniture and equipment	4,065,830	530,004	(997,567)	3,598,267
Vehicles/boats	<u>1,183,480</u>	<u>92,164</u>	<u>(654,988)</u>	<u>620,656</u>
	19,953,969	893,982	(2,213,020)	18,634,931
Less accumulated depreciation	<u>(13,447,885)</u>	<u>(1,134,792)</u>	<u>2,213,020</u>	<u>(12,369,657)</u>
	6,506,084	(240,810)	-	6,265,274
Non-depreciable assets:				
Land	<u>1,455,685</u>	-	-	<u>1,455,685</u>
Capital assets, net	\$ <u>7,961,769</u>	\$ <u>(240,810)</u>	\$ <u>-</u>	\$ <u>7,720,959</u>
	Balance October 1, <u>2016</u>	<u>Additions</u>	<u>Retirements</u>	Balance September 30, <u>2017</u>
Depreciable assets:				
Buildings	\$ 14,704,659	\$ -	\$ -	\$ 14,704,659
Furniture and equipment	3,701,833	495,599	(131,602)	4,065,830
Vehicles/boats	<u>1,139,196</u>	<u>62,784</u>	<u>(18,500)</u>	<u>1,183,480</u>
	19,545,688	558,383	(150,102)	19,953,969
Less accumulated depreciation	<u>(12,665,505)</u>	<u>(914,174)</u>	<u>131,794</u>	<u>(13,447,885)</u>
	6,880,183	(355,791)	(18,308)	6,506,084
Non-depreciable assets:				
Land	<u>1,455,685</u>	-	-	<u>1,455,685</u>
Capital assets, net	\$ <u>8,335,868</u>	\$ <u>(355,791)</u>	\$ <u>(18,308)</u>	\$ <u>7,961,769</u>

(7) Related Party Transactions

COM-FSM receives annual appropriations from the FSM National Government for its operational needs, student financial assistance and other programs. At September 30, 2018 and 2017, receivables from the FSM National Government amounted to \$845,279 and \$344,582, respectively. The College received \$4,898,655 and \$4,557,116 in appropriations for the years ended September 30, 2018 and 2017, respectively.

(8) Contingencies

Insurance

COM-FSM purchases commercial insurance to cover its potential risks from fire and property damage on some of its buildings and contents (\$19,904,291 of coverage) and vehicles (up to \$300,000 of coverage per vehicle per accident). Additionally, COM-FSM purchases fidelity insurance coverage for selected employees (total coverage of \$460,000) and workmen's compensation insurance (coverage of up to \$100,000 per employee). COM-FSM also purchases student personal insurance (\$5,000 per student). There have been no settlements in excess of insurance coverage during the past three years.

**COLLEGE OF MICRONESIA-FSM  
(A COMPONENT UNIT OF THE FSM NATIONAL GOVERNMENT)**

Notes to Financial Statements  
September 30, 2018 and 2017

(8) Contingencies, Continued

Federal Grants

The College participates in a number of federally assisted grant programs and other various U.S. Department of Education grants. These programs are subject to financial and compliance audits to ascertain if Federal laws and guidelines have been followed. No questioned costs relating to fiscal year 2018 have been set forth in the College's Single Audit Report for the year ended September 30, 2018. The ultimate disposition of any questioned costs can be determined only by final action of the respective grantor agencies. Therefore, no provision for any liability that may result upon resolution of this matter has been made in the accompanying financial statements.

Accreditation

The College is accredited by the Accrediting Commission for Community and Junior Colleges (ACCJC), Western Association of Schools and Colleges (WASC). Accreditation was reaffirmed in an Action Letter issued on January 26, 2018. The College is scheduled to submit its next Midterm Report on March 15, 2020 and the next comprehensive review will occur in Spring 2023.

Litigation

COM-FSM is periodically a defendant in legal actions inherent to the nature of its operations. COM-FSM management is of the opinion that resolution of any matters existing as of September 30, 2018 and 2017 will not have a material effect on the accompanying financial statements.

(9) Retirement Plan

The College has a retirement plan, administered by a private corporation. All employees with at least one year of service are eligible for the plan. Employee contributions can be made up to 100% of earnings with a 50% match by the College up to 3% of employee compensation. The College's President, Vice - President for Administrative Services and Comptroller are the designated plan administrators. During the years ended September 30, 2018, 2017 and 2016, the College incurred an expense of \$153,535, \$143,151, and \$129,623, respectively, for matching contributions. As of September 30, 2018, 2017 and 2016, plan assets were \$4,466,081, \$4,111,461, and \$3,561,364, respectively. Management is of the opinion that the retirement plan assets do not constitute assets of the College.

(10) Leases

The College leases land and building with terms ranging from three to five years. The future minimum lease payments are as follows:

<u>Year Ending</u> <u>September 30,</u>	<u>Total</u>
2019	\$ 112,915
2020	101,915
2021	86,515
2022	86,515
2023	<u>21,629</u>
	\$ <u>409,489</u>

**COLLEGE OF MICRONESIA-FSM  
(A COMPONENT UNIT OF THE FSM NATIONAL GOVERNMENT)**

Notes to Financial Statements  
September 30, 2018 and 2017

(11) Functional Classifications with Natural Classifications

Operating expenses are displayed in their functional classifications. The following table shows functional classifications with natural classifications:

	<u>2018</u>									
	Salaries	Benefits	Services	Travel	Supplies	Insurance, Utilities and Rent	Depreciation	Student Assistance	Miscellaneous	Total
Institutional Support	\$1,956,208	\$ 402,115	\$ 146,930	\$ 296,684	\$ 164,410	\$ 418,624	\$ -	\$ 21,411	\$ 1,297,140	\$ 4,703,522
Instruction	4,087,767	895,756	-	190,714	276,792	6,828	-	630,709	1,138,248	7,226,814
Student Financial Assistance	-	-	-	-	-	-	-	1,737,388	-	1,737,388
Student Services	958,174	167,467	-	161,673	98,723	849	-	-	305,985	1,692,871
Depreciation	-	-	-	-	-	-	1,055,968	-	-	1,055,968
Auxiliary Enterprises	188,512	33,064	90	13,381	429,672	283	-	-	77,488	742,490
Academic Support	259,921	78,006	-	12,376	19,753	173,132	-	-	113,500	656,688
Operations and Maintenance	<u>404,117</u>	<u>52,773</u>	<u>14,174</u>	<u>-</u>	<u>59,100</u>	<u>427,056</u>	<u>-</u>	<u>-</u>	<u>629,044</u>	<u>1,586,264</u>
	<u>\$7,854,699</u>	<u>\$ 1,629,181</u>	<u>\$ 161,194</u>	<u>\$ 674,828</u>	<u>\$1,048,450</u>	<u>\$ 1,026,772</u>	<u>\$ 1,055,968</u>	<u>\$ 2,389,508</u>	<u>\$ 3,561,405</u>	<u>\$ 19,402,005</u>
<u>2017</u>										
	Salaries	Benefits	Services	Travel	Supplies	Insurance, Utilities and Rent	Depreciation	Student Assistance	Miscellaneous	Total
Institutional Support	\$1,856,512	\$ 391,937	\$ 86,881	\$ 359,577	\$ 210,893	\$ 412,837	\$ -	\$ -	\$ 975,316	\$ 4,293,953
Instruction	4,194,513	797,578	19,657	239,897	277,723	6,115	-	665,803	621,877	6,823,163
Student Financial Assistance	-	-	-	-	-	-	-	2,943,606	-	2,943,606
Student Services	884,083	165,268	-	60,693	78,526	1,173	-	-	308,935	1,498,678
Depreciation	-	-	-	-	-	-	914,174	-	-	914,174
Auxiliary Enterprises	152,694	24,524	93	18,229	367,525	533	-	-	711,421	1,275,019
Academic Support	319,790	78,999	312	20,294	24,897	282,293	-	-	28,681	755,266
Operations and Maintenance	<u>358,530</u>	<u>53,414</u>	<u>79,452</u>	<u>474</u>	<u>72,975</u>	<u>388,665</u>	<u>-</u>	<u>-</u>	<u>433,689</u>	<u>1,387,199</u>
	<u>\$7,766,122</u>	<u>\$ 1,511,720</u>	<u>\$ 186,395</u>	<u>\$ 699,164</u>	<u>\$1,032,539</u>	<u>\$ 1,091,616</u>	<u>\$ 914,174</u>	<u>\$ 3,609,409</u>	<u>\$ 3,079,919</u>	<u>\$ 19,891,058</u>

(12) Subsequent Events

In June 2019, the College has initiated a recovery of previous contributions to the Friends of the College of Micronesia – FSM (the Foundation). A receivable from the Foundation of \$404,518 was recorded based on the College's best estimate.