



College awards \$3.346 million to 81% of the Pell eligible students enrolled this spring 2018

\$9.287 million Pell awarded to students during spring, summer, and fall 2017



The college's Financial Aid Office (FAO) reported awarding \$3,346,002.00, Pell grant to 1,262 students or 81% of the Pell eligible students enrolled this spring 2018, as of February 21, 2018. Table 1.0 shows the distribution:

Table 1.0. Spring 2018 Pell, as of February 21, 2018

Campus	Enrollment (N)	Pell Eligible (n1)	n1 in % of N	Awarded Pell (n2)	n2 in % of n1	Award
National	826	759	92%	647	85%	\$ 1,820,735.00
CTEC	389	366	94%	313	86%	\$785,880.00
Chuuk	205	188	92%	136	72%	\$338,180.00
Kosrae	139	108	78%	69	64%	\$156,267.00
Yap	142	132	93%	97	73%	\$244,940.00
Total¹	1,701	1,553	91%	1,262	81%	\$ 3,346,002.00

¹As of census date

According to the FAO director, "Of the 1,701 students registered this spring 2018, 91% or 1,262 are Pell eligible. Last spring 2017, FAO awarded Pell to only 79% of the Pell eligible students after three months from the beginning of the term. However, we have awarded 81% of the Pell eligible students this spring 2018 semester after three months from the beginning of the term."

FAO staff at the National and state campuses continue to work collaboratively to assist the remaining Pell eligible students (291 or 19% of Pell eligible students enrolled this spring 2018) in completing the financial aid documents and process their Pell awards, he added. FAO awarded \$9,287,789.14 Pell grant to students during spring, summer, and fall 2017, as shown in the table below:

Table 2.0. spring, summer, and fall 2017 Pell Grant

Campus	Spring 2017 Semester			Summer 2017 Session			Fall 2017 Semester		
	Awarded Pell (n2)	n2 in % of Pell Eligible	Award	Awarded Pell (n2)	n2 in % of Pell Eligible	Award	Awarded Pell (n2)	n2 in % of Pell Eligible	Award
National	761	96%	\$ 2,078,137.00	167	100%	\$ 209,673.00	802	96%	\$ 2,234,352.24
CTEC	420	95%	1,035,056.00	127	100%	141,755.00	482	97%	1,203,153.00
Chuuk	185	97%	468,030.00	78	100%	94,500.00	191	90%	484,700.00
Kosrae	93	90%	210,553.00	74	87%	89,290.00	125	83%	298,226.00
Yap	119	100%	276,938.00	60	100%	71,965.00	155	97%	139,460.00
Total	1,578	96%	\$ 4,068,714.00	506	97%	\$ 607,183.00	1,755	95%	\$ 4,359,891.24



\$361,345.82 Supplemental Education Grant (SEG) awarded to students during spring, summer and fall 2017

Financial Aid Office (FAO) reported that 538 students (duplicated head counts) received \$361,345.82 financial assistance from the Supplemental Education Grant (SEG) during spring, summer and fall 2017. SEG assists students with their summer tuition and other fees as most students who attended fall and spring semester as full-time would have exhausted their Pell Grant. However, small portion of the grant is spent during regular semesters (fall or spring) to assist: (a) students who may have missed the deadline to apply for Free Application for Federal Student Aid (FAFSA); or (b) pay portion of the boarding students' tuition fees.

According to FAO director, "As a practice, this fund is usually the last one to be awarded to students. In this manner, it is assumed that scholarships, Pell Grant, and other sources of financial assistance had been awarded so the remaining cost of attendance is what SEG will cover."

Table 3.0. Supplemental Education Grant, spring, summer and fall 2017

Campus	Spring 2017 Semester			Summer 2017 Session			Fall 2017 Semester		
	Awarded SEG (n2)	n2 in % of Campus enrollment (N)	Award	Awarded SEG (n2)	n2 in % of Campus enrollment (N)	Award	Awarded SEG (n2)	n2 in % of Campus enrollment (N)	Award
National	92	11.00%	\$ 58,981.22	230	50.88%	\$ 179,981.95	85	9.15%	\$ 67,317.15
CTEC	4	0.87%	2,244.50	52	28.57%	30,228.00	7	1.33%	4,975.00
Chuuk	0	0.00%	0.00	40	32.52%	27,408.00	1	0.41%	2,381.00
Kosrae	0	0.00%	0.00	9	8.82%	5,876.00	0	0.00%	0.00
Yap	0	0.00%	0.00	18	16.51%	11,953.00	0	0.00%	0.00
Total	96	7.53%	\$ 61,225.72	349	38.05%	\$ 255,446.95	93	4.59%	\$ 74,673.15

513 students enrolled in the SEG Work Study Program this spring 2018

\$333,327.50 SEG Work Study Program funds awarded last spring, summer and fall 2017

The SEG Work Study Program coordinator, Financial Aid Office (FAO), reported that 513 students enrolled in the Work Study Program this spring 2018. According to the coordinator, "The 513 students represent 29% of the college's spring 2018 enrollment, including cadets from the FSM Fisheries and Maritime Institute. As of February 14, 2018, these students received \$9,319.25 from SEG Work Study Program."

\$333,327.50 of SEG Work Study Program funds were awarded to students during spring, summer, and fall 2017 terms, he further added.

Table 4.0. SEG Work Study Program, spring, summer and fall 2017

Campus	Spring 2017 Semester			Summer 2017 Session			Fall 2017 Semester		
	Enrolled in SEG Work Study (n2)	n2 in % of Campus enrollment (N)	Award	Enrolled in SEG Work Study (n2)	n2 in % of Campus enrollment (N)	Award	Enrolled in SEG Work Study (n2)	n2 in % of Campus enrollment (N)	Award
National	331	40%	\$ 88,030.00	76	17%	\$ 10,942.50	301	32%	\$ 75,255.25
CTEC	162	35%	40,854.00	0	0%	0.00	179	34%	46,237.00
Chuuk	22	10%	5,478.75	0	0%	0.00	35	14%	8,361.25
Kosrae	14	12%	3,406.50	0	0%	0.00	30	19%	8,244.50
Yap	42	33%	8,289.50	0	0%	0.00	50	29%	8,809.50
FSM FMI	55	100%	14,358.75	0	0%	0.00	55	98%	15,060.00
Total	626	35%	\$160,417.50	76	17%	\$ 10,942.50	650	31%	\$ 161,967.50

22 US former military servicemen (VA) enrolled this spring 2018



The The Vice President for Enrollment Management and Student Services (VPMESS) who is also the designated US Veteran School Certifying Official (SCO) reported that 22 US former military servicemen (VA) are enrolled this spring 2018.

According to the VPMESS, "Of the 22 US VA students, 11 are attending National Campus; while 11 are enrolled at Kosrae Campus. The US Department of Veterans Affairs will cover the \$39,160.00 tuition and matriculation fees of these US VA students as part of their Post 911 GI Bill Education benefits."



College enrolled 1,701 students, with 19,929 registered credits or 1,661 full-time equivalent (FTE) students

The college’s Registrar reported that the college had registered 1,701 students (in head counts) during the early and regular registrations last October 31-November 4, 2017, and January 10-12, 2018, respectively.

According to the Registrar, “These students had registered for 19,929 credit hours, which is equivalent to 1,661 full-time equivalent (FTE) students. Of the 1,701 students, 1,182 (or 69%) registered full-time; while, 31% registered part-time.”

As compared to the prior spring 2017, the college has seen an increase in the spring 2018 head count enrollment of National, Kosrae, and Yap Campuses but a decrease in the head count enrollment of Career and Technical Education Center (CTEC) and Chuuk Campus, he added.

Table 5.0. Spring 2018 enrollment, in head counts, registered credits, and FTE students

Campus	Head Counts	Registered Credits	Full-Time Equivalent
National Campus	826	10,437	870
Career and Technical Education Center	389	4,243	354
Chuuk Campus	205	2,282	190
Kosrae Campus	139	1,369	114
Yap Campus	142	1,598	133
Total	1,701	19,929	1,661

1,405 students took the COMET last January 30, 2018, to February 16, 2018

College to schedule administration of the COMET to students from Mortlocks, Moch, Weipat, and Woleai

The college administered the COM-FSM Entrance Test (COMET) to 1,386 students from private and public high schools in the FSM, including other students at the State Campuses last January 30 to February 16, 2018. As of report, yet to be tested are students from high schools on Mortlocks, Moch and Weipat in Chuuk State, and the Neighboring Island Central on Woleai, in Yap State. According to the Registrar, “The college will be scheduling COMET for these high schools.”

The Registrar further reported that the college worked with Pohnpei State Department of Education (PDOE) on the request of PDOE Director Churchill Edward that seniors from the public high schools in Pohnpei take the COMET at the college. As such, on February 7, 2018, 257 students from Pohnpei Island Central School (PICS), and on February 8, 2018, 133 students from Nanpei Memorial High School (NMHS) and 83 students from Madolenihmw High School (MHS) took the COMET at the college’s National Campus in Palikir, Pohnpei. PDOE provided lunch and refreshments to students. College tours were organized after the COMET.

The college continues to work with Chuuk State Department of Education and Chuuk High School on a pilot and collaborative “college transition” project.

COM-FSM 2018-2023 Strategic Direction 2

Strengthen resources to meet current and future needs

Strengthen resources to meet current and future needs through revenue diversification, efficient use, innovation, effective allocation, conservation, infrastructure upgrades, and investment in human capital.

67 students received \$46,618.00, from FSM National and State Scholarship, and FSM Congress Subsidy

The college’s Financial Aid Office (FAO) reported that, as of February 14, 2018, 67 students enrolled this spring 2018 received \$46,618.00, financial assistance from FSM National Scholarship, Yap State Scholarship, and subsidy from the Congress of the FSM-Yap congressional delegation.

According to FAO director, “Of the 67 students, 14 received \$14,500.00, from the FSM National Scholarship; 19 received \$17,375.00, from Yap State Scholarship; and 34 received \$14,743.00, subsidy from the Congress of the FSM, Yap congressional delegation.”

Last spring, summer and fall 2017, students received \$302,741.19, financial assistance from the FSM National and State Scholarships, including subsidies from the Congress of the FSM, Yap congressional delegation, he further added.

Table 6.0. Financial Assistance from FSM National and State Scholarships, including CFMSY subsidy

Financial Assistance Source	Spring 2017		Summer 2017		Fall 2017	
	Recipient	Award	Recipient	Award	Recipient	Award
FSM National Scholarship	43	\$ 42,500.00	6	\$14,592.00	71	\$ 78,750.00
Chuuk State Scholarship	32	19,900.00	0	26,606.15	36	22,950.00
Kosrae State Scholarship	21	10,500.00	0	0	28	14,000.00
Yap State Scholarship	30	30,450.00	0	0	28	25,875.00
CFMSY Yap Delegation	12	11,803.79	38	0	11	4,814.25
Total	138	\$115,153.79	44	\$41,198.15	174	\$ 146,389.25

Need a tutor?

Call 320-2480 x 191 (National Campus), 320-1065 (CTEC), 330-2689 (Chuuk Campus), 370-3191 (Kosrae Campus, or 350-315 (Yap Campus)

233 potential COM-FSM program completers, end-of-spring 2018

College to hold its 67th Commencement Exercises on May 18, 2018



The college’s Registrar reported that there are 233 potential COM-FSM program completers, end-of-spring 2018. Of these 233 program completers: 130 are from the National Campus, 64 are from the Career and Technical Education Center (CTEC), 22 are from Chuuk Campus, 12 are from Kosrae Campus, and five are from Yap Campus.

According to the Registrar, “We also received advice from the program coordinator that there are three potential program completers, end-of-spring 2018, under the Bachelor of Arts in Elementary Education, University of Guam and COM-FSM partnership program.”




UPDATES

Student Life


Residence Halls | Health Services | Sports & Recreation | Student Activities | Student Body Association


Co- and Extracurricular Activities. The Office of the Director of Student Life continues to coordinate and/or organize on- and off-campus co- and extracurricular activities geared at promoting students engagement. According to the Director of Student Life, “Student engagement, including extra-curricular activities, has a positive impact on student academic performance. Last summer and fall 2017, we have organized and coordinated 35 on- and off-campus student activities. For spring 2018, and as of February 11, 2018, we have coordinated three student activities.”



Click on the folder icon  to access the complete list of on- and off-campus co- and extracurricular activities organized during summer and fall 2017, including spring 2018 (as of February 11, 2018).



Registered Student Clubs. The Director of Student Life further reported that 40 student clubs and/or organizations registered with the college through the Office of the Director of Student Life last fall 2017 semester, and 26 student clubs this spring 2018. Click on the folder icon  to access the complete list of these registered clubs.

Forum Lectures Series. The Office of the Director of Student Life organized 18 forum lectures from August 30, 2017, to January 22, 2018, covering a wide range of topics. Click on the folder icon  to access the list of these forum lectures.



Sports and Recreational Activities. The Student Life continues to organize volleyball, basketball, soccer, softball, and table tennis as parts of the 25th Founding Day Games for the National Campus and the Career and Technical Education Center (CTEC). Volleyball games started last February 6, 2018, and are scheduled to be completed on March 15, 2018, with five and eight teams for the women and men divisions, respectively. Basketball games started last February 2, 2018, and are scheduled to be completed on March 14, 2018, with three and nine teams for the women and men divisions, respectively.

According to the Director of Student Life, “Finals for the basketball and volleyball games will be completed in a single elimination bracket to ensure timely completion for Founding Day. Soccer, softball, and table tennis games are all scheduled to begin in the coming weeks once volleyball and basketball games begin to wrap up.”

Continued to page 5 



Center for Entrepreneurship

UPDATES

Timothy Mamangon, Executive Director

Small Business Development Workshop. The Center organized a workshop on “small business development” last February 3-4, 2018, on Lenger Island, Pohnpei, to 22 students. Topics covered during the workshop included: (a) importance of small business to the community; and (b) steps to follow on starting a small business. The purpose of the workshop is to give each attending student an opportunity to develop a project for the Center to undertake in the coming fall 2018 semester.

According to the Center’s Executive Director, “At the end of the workshop, students were asked to identify businesses they want to start. Among the business ideas were fertilizer using dry litters, labor agency, grant writing consultancy, and day care center. From the different business ideas presented, students showed a great interest on the day care center. Students identified that most of their classmates who are doing well in class have to miss their classes in order to take care of their children. They also pointed out how the Island doesn’t have a day care center. Students talked about how the nursing program can use the day care as learning experience for concepts they learned in class.”



Competitions. The Center completed the first of its two competitions last January 2018 through the \$100 Buck Business Blitz (100BBB). A larger version of the \$20 Buck Business Blitz, the 100BBB requires students and other community members to take \$100 to build a small business over the course of one month during December holiday break. Participants were asked to create their business and earn as much profit as they can until the third week of January 2018. Groups were asked to present their business on January 23, 2018. While three groups signed up for the competition, only two groups pushed through and claimed their \$100 dollar capital.

One group started a dry bag retail business. Students in this group identified a need for their community in the form of bags for fishermen and farmers use to store their tools and food while farming or fishing. They noticed that fishermen and farmers use pales, which are too bulky for small tools and lunch packs. As such, the group decided to purchase 15 dry bags to resell at a \$7.00 mark up for each bag. The group sold most of their dry bags, and started receiving requests from fishermen shoes and other equipment. After the presentation, the group expressed interest of starting a small fisherman/farmer equipment retail store.

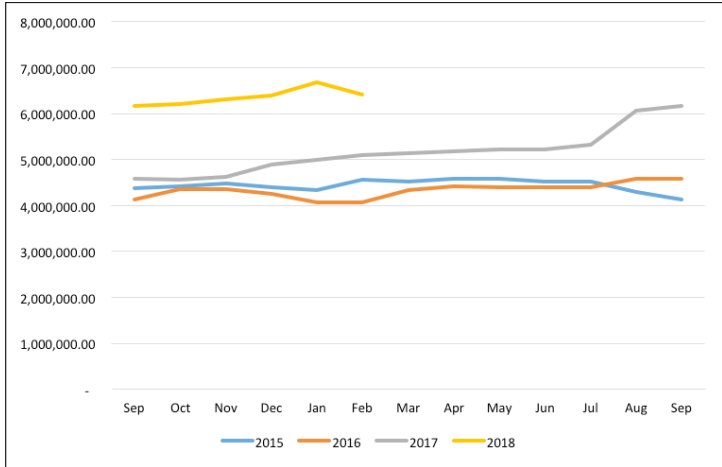
Students in the other group decided to name themselves “Delights Candle Makers.” The group started a candle business using recycled items like shells and glasses. Most of their candles are battery-powered, and their product mix included candles: (a) using recycled bottles installed with battery-operated cork lights; (b) using actual candles floating on a bowl, sand and a variety of shells; and (c) using recycled wood and marbles.

Continued to page 5 

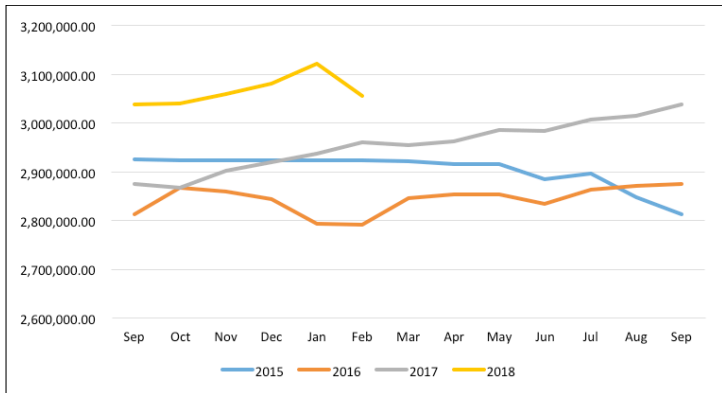


Market Value of Endowment Fund has increased by \$248K

Market value of endowment fund has increased by \$248K or 4% since September 30, 2017. Chart below shows the college's endowment fund investment, as of February 13, 2018.

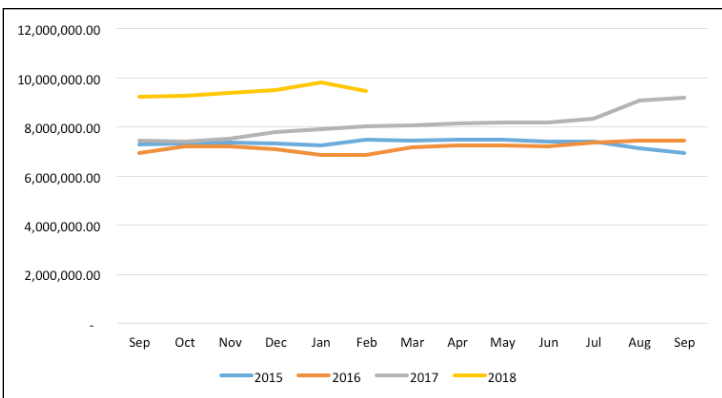


Cash Reserved, as of February 13, 2018



Market value of the cash reserved has increased by \$17K or 0.05% since September 30, 2017.

Total Investment, as of February 13, 2018



The total investment increased by \$246K or 3% since September 30, 2017.

COM-FSM Improvement Projects

Several improvement projects were identified by the administration for the college to be worked on for this year. According to the VP for Administrative Services, "These improvement projects include paintings, pressure wash of roofs and sides of buildings, small repairs of all of our facilities at the National Campus."

UPDATES Continued from page 5.

The group's products ranged from \$5.00 to \$15.00, depending on the size and design of the candles. According to the group, "The reason for picking the business is attributed to the frequent power outages on the island." While the group projected a \$500.00 income, it fell short and only earned \$300.00, with remaining inventory. During the presentation, the group explained how most of its customers brought the products for gifts, and expressed interest of continuing the business venture. The group plan to make use of solar powered candles, and will focus on the bottle and floating candles.

Incubator Programs. The Center's incubator programs produced another business this spring 2018 semester — Micro Youth Cast (or MYCAST). The idea for MYCAST started during one of the Center's roundtable workshops on journalism and telecommunications, with Mr. Bill Jaynes of the Kaselehlie Press as the resource speaker. After the workshop, a group of students showed interest in starting a Podcast group. However, students will need a platform where they can talk about anything that peaked their interest, and share their opinion to the college about important community issues. The Center suggested to the group that they could make money by using their Podcast to attract sponsorships from various businesses on the island. The Center then approached Dr. Nelchor Permitez, electronics and telecommunication professor at CTEC, for advise and assistance on getting better equipment for the Podcast. Dr. Permitez mentioned of an old radio station that the college had before, and may be sitting somewhere because of broken components. The plan to repair and use of trhe radio station for Podcast has been on going beginning the second week of January. The hope is for MYCAST to talk to taxi companies to advertise their business for free in exchange for broadcasting MYCAST's radio frequency. After a network to broadcast MYCAST's radio program, MYCAST plans to look for potential clients for advertising services.

UPDATES

Student Life Continued from page 5.

Residence Halls. The college's Residence Halls has 63% occupancy (or 131 residents) this spring 2018. Each residence hall has 25 quad and two twin single rooms, or a maximum occupancy of 104 residents. According to the Coordinator of the Residence Halls, "Of the 131 residents, 78 (or 60%) are female residents, while 53 (or 40%) are male residents. If compared to last spring 2017, the college has seen an increase in the Residence Halls occupancy by more or less 11%."

Of the 131 residents of the college's Residence Halls this spring 2018, 7% (or nine residents) are from Pohnpei State, 24% (or 32 residents) are from Chuuk State, 20% (or 26 residents) are from Kosrae State, 48% (or 63 residents) are from Yap State, and 1% (or 1 resident) is from the Republic of the Marshall Islands.

Click on the folder icon to view the March 2018 calendar of student activities, events, and important dates.

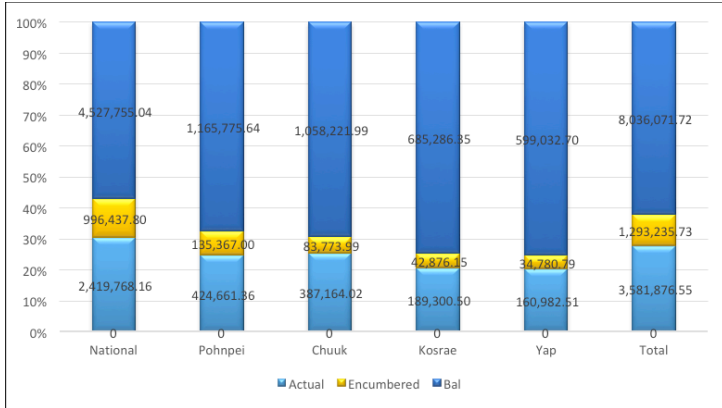
FY 2018 and FY 2019 IDP Project Descriptions and Concepts

The FY 2018 and FY 2019 Infrastructure Development Plan (IDP) project descriptions and concepts are being worked on to be submitted to the Office of Insular Affairs (OIA) through the FSM Program Management Unit (PMU) for grant award. They include:

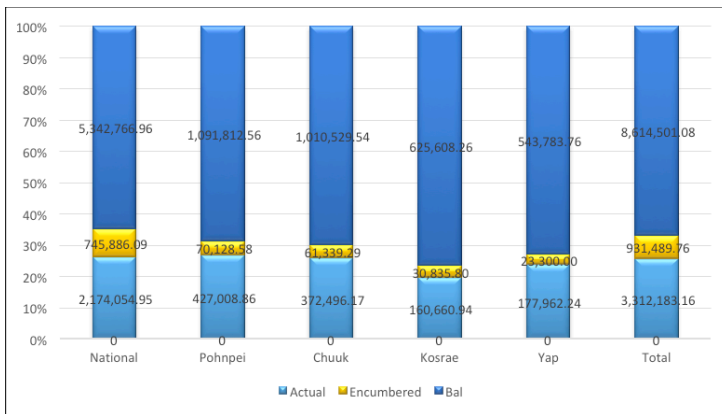
FY 2018 IDPs	Requested for FY 2019 Projects
Design and building cost for the National Campus Teaching Clinic	Kosrae Campus multi-purpose building, stage 1 and furniture
National Campus infrastructure upgrade	Kosrae onsite infrastructure (paved access road, parking lots, covered walkways)
Design of Kosrae Campus multi-purpose building with parking and walkways	Chuuk Campus building 1, construction and furniture
Design of the new Chuuk Campus buildings 1 & 2, onsite power, water supply and sewer system, parking and walkways	Onsite infrastructure

2018 Budget Balance

FY 2018 financial status, as of February 14, 2018



FY 2017 financial status, as of February 2, 2017



House for the Traditional Canoe

The college contracted the Yapese Community of Pohnpei to construct a house for the traditional canoe received from the outer islands in Yap last December. The facility will be a thatch roof local house known as canoe house for the college canoe to be for display along with paddles, rudder, and typical items seen in canoe house in the outer islands of Yap and Chuuk. The completion date of this project is March 15, 2018. The traditional canoe will be placed under this house after completion awaiting for the dedication during the college's 25th Anniversary celebration.



NC Student Center & CTEC Multi-purpose Facility

The FSM Project Management Unit (PMU) and the COM-FSM Facilities Implementation Team (COMFIT) are working on getting payment for the US Army Corps of Engineers (USACE) to review the National Campus Student Services project and the CTEC multipurpose facility-engineering plan for clearance for bidding. This creates a slight delay in the review because USACE will not review any projects States, National, and COM-FSM without payment.

Office of Facilities & Maintenance

Capital Projects

US Army Corps of Engineers (USACE). A meeting was held on January 31, 2018, between FSM Department of TC&I/PMU and representatives from USACE. USACE reported its progress and recommendation on the best approach implementation of the FSM IDP projects. In addition, USACE will require additional funds to continue its services to the FSM.

FSM-PMU. On January 17, 2018, the FSM Department of TC&I hired a new project manager, Mr. Robert Goodwin, to manage the FSM FMU Office. Mr. Goodwin has been in the FSM working with the Department of TC&I and UNDP projects for FSM.

Beca Design Contract. Funds for the design change order amounting to \$90,640.00 have been granted by OAI allowing the change order to be executed. The change order will be executed including an extension of 60 days to complete the designs reflected in the change order.

COM-FIT. The Office of Insular Affairs has (OIA) issued of \$51,200.00, grant award to support the cost of COM-FSM project implementation costs. This cost will include supplement salary adjustment for the personnel involved in project implementation, purchase office furniture, computer and software needed to support the COM-FSM project implementation office.

Facilities and Maintenance

Maintenance Supervisor Training. Maintenance supervisors from the National, Chuuk, Yap, and Kosrae Campuses, including the Career Technical Education Center (CTEC) participated in a maintenance supervisor training last January 22-24, 2018, at CTEC. The training was sponsored and funded by the Office of Insular Affairs (OIA) Maintenance Assistance Program.

National Campus. Media Instructional and Technology Center (MITC) restroom project was completed in December 2017, and has been in use. Remodeling of Building J-AHEC and Art classroom to house the Computer Information Systems (CIS) lab is also completed.

Preventive maintenance activities for the fall semester break in December 2017, were carried out and completed about only 60%. Painting of classroom buildings have been re-scheduled for spring semester break in May 2018.

Energy Reduction and Conservation Program. Seven solar LED area lights have been installed on campus to improve security and safety as well as reducing energy by removing existing areas lights that are connected to the campus electrical system.

Transportation Support Services. 359 bus passes have been purchased as of February 6, 2018. This should generate \$14,3600,00, for the spring 2018 semester. On spring 2018, 308 bus passes were sold.



Procurement and Property Management Office

Purchase Order & Receiving Report Processing

A total of 4,767 purchase orders, and 1,959 receiving reports were processed using the budget for fiscal year 2016-2017.

Prepared three request for proposals (RFPs), and other supporting documents for various consultancy services.

The P.O. log is continuously updated to keep track of the status of all purchases of the college in order to provide real-time status of purchase orders.

Project Management

1. Inventory of the college's fixed assets for CTEC was completed December 6, 2017, while the inventory for the National Campus is still ongoing.

Others

Submitted personnel position requisition form for hiring of a regular procurement specialist at PPMO.