

UPDATES: LEARNING RESOURCES CENTER

The college's Learning Resources Center (LRC) has been selected as a recipient of books through The Tokyo Foundation for Policy Research READ JAPAN PROJECT 2021 supported by Nippon Foundation.

Table 1. Statistics: Programs and Services

Campus	Patron Usage	Course Reserves	Circulated Materials	Vistiors	Computer Usage	Tech Assist	Reference Assist	Total Volumes
Chuuk	655	0	0	0	655	0	0	11,291
CTEC	891	40	78	6	404	77	12	4,643
Kosrae	277	0	45	0	235	5	6	4,524
National	12,063	32	241	0	1,624	31	16	74,207
Yap	1,223	21	243	0	1,340	18	29	11,685
Total	15,109	93	607	6	4,258	131	63	106,350



DEPARTMENT FOR ENROLLMENT MANAGEMENT & STUDENT SERVICES

Admissions & Records | Center for Entrepreneurship | Counseling | Financial Aid | Security & Safety | Student Life

SUMMER 2022: STUDENT ENROLLMENT AT THE SECOND HIGHEST LEVEL IN NINE SUMMER SESSIONS

EXCEPT CTEC & KOSRAE CAMPUS, ALL CAMPUSES SURPASSED THEIR SUMMER 2022 ENROLLMENT TARGETS.

The Office of Admissions, Records and Retention (OARR) reported that as of June 6, 2022, the college has a partial summer enrollment of 1,227 students with 7,002.5 registered credits (or 1,167 full-time equivalent students). These figures are the second highest summer enrollment the college has recorded for the past nine summer sessions.

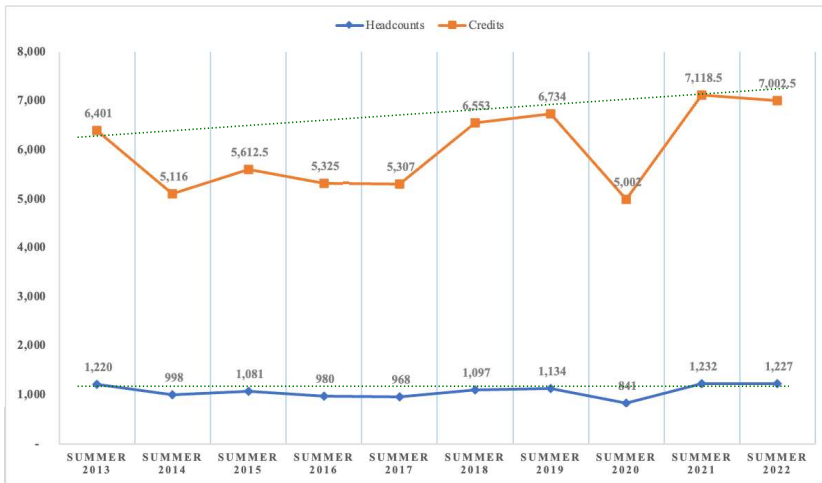


Chart 1. Summer 2013 to summer 2022 college-wide enrollments in head-counts and registered credits

The college's registrar reported that all campuses except the Career & Technical Education Center (CTEC) and Kosrae Campus surpassed their summer 2022 enrollment targets in both head-counts and registered credits. As of report, college-wide summer 2022 enrollment is 21% and 22% above the enrollment targets in head-counts and registered credits, respectively. Table below shows the college's summer 2022 enrollment in comparison to its enrollment targets for summer 2022 by campus.

Table 1. Summer 2022 actual enrollment vs. Summer 2022 enrollment targets by campus

Campus	In Headcounts				In Registered Credits				FTE ⁴
	Target ²	Actual ³	CountDiff	%Diff	Target ²	Actual ³	CountDiff	%Diff	
National	432	579	147	34%	2,490	3,356	866	35%	559
CTEC	221	190	-31	-14%	1,232	1,046.5	-186	-15%	174
Chuuk	155	210	55	35%	981	1236	255	26%	206
Kosrae	114	89	-25	-22%	621	509	-112	-18%	85
Yap	96	159	63	66%	526	855	329	63%	143
Total	1,018	1,227	209	21%	5,759	7,002.5	1,244	22%	1,167

¹Summer 2022 enrollment data in head-counts, registered credits and full time equivalent (FTE) students as of June 6, 2022. Regular registration for summer 2022 continues until June 10, 2022 for incoming new students.

²The enrollment targets provide the college data on revenue projections which are used to guide annual budget development.

³Actual enrollment for summer 2022 as of June 6, 2022.

⁴Full time equivalent (or FTE) is derived by dividing the student credit hours by the full-time credit load. In the above table 7,002.5 registered credits is divided by six (full-time credit load for summer), thus 1,167 FTE students.

CRE ... from page 3.

The Youth and Family extension program aims to reach a total of 1,500 participants every year. From October 1st to date, more than 1,600 youth participants have benefited from the program across the FSM. Below are the number of youth clients per site participating in various activities. Other CRE Programs that engage youth groups in their activities include Agriculture (397 youth participants), Aquaculture (454 youth participants), Water and Food Safety (236 youth participants). As a result, CRE has provided extension program activities to a total of 2,715 youth participants so far during the fiscal year.

- ▶ Kosrae CRE has helped 204 youth participants in activities including vegetable gardening, weaving, sewing, handicrafts, and food processing and cooking demonstrations.
- ▶ Pohnpei CRE has provided outreach activities to 307 youth participants especially in vegetable gardening and team-building activities.
- ▶ Chuuk CRE has reached a total of 724 youth participants in various communities implementing program activities in youth counseling, health and nutrition, vegetable gardening, and sports,
- ▶ Yap CRE has engaged 393 youth participants in program activities including vegetable gardening, handicrafts, weaving and sports.



**COLLEGE OF MICRONESIA FSM
CENTER FOR ENTREPRENEURSHIP**

HYDROPONIC FARM MANAGEMENT TRAINING AND CERTIFICATION

The Center for Entrepreneurship (CFE) conducted a two-day hydroponic farm management certification training for the CFE staff. During the training, participants learned to manage different hydroponics systems and the fundamentals of climate, water, nutrition, and plant health in these systems. The course is designed for growers with some experience and training. Topics covered include hydroponics growing systems and structures, specific vegetable crop examples, business management, and food safety.

Mr. Rafael Pagaling, CEO of Zennor Hydroponic Farms, conducted the course. Zennor farm is a learning facility in the Philippines certified by the Philippine Department of Tourism (DOT) and the Philippine Department of Agriculture (DAR). In addition, DOT recognized their farm as one of the Certified Philippine Good Agricultural Practices (PhilGap) Farms.

The course ran from April 25 to April 26, 2022, and included a

SUMMER 2022 ... from page 4.

To accommodate high school seniors who will be graduated from high school during the first week of June 2022, the college has extended registration for incoming new students on June 6-10, 2022, and has scheduled a special summer session that will start on June 13, 2022, and will end, July 17, 2022.

FINANCIAL AID: COLLEGE AWARDS \$3.898 MILLION PELL TO 1,386 STUDENTS ENROLLED LAST SPRING 2022

The college's Financial Aid Office (FAO) reported awarding \$3,898,149.18 Pell Grant to 1,386 students enrolled last spring 2022. According to the acting director of FAO, "The 1,386 students represent 99% of the Pell eligible students who were enrolled last spring 2022." Table below shows the distribution.

Table 2. Spring 2022 Pell Grant by campus

Campus	Enrollment (N)	Pell Eligible (A)	A in % of N	Awarded Pell (B)	B in % of A	Amount of Pell
National	865	725	84%	725	100%	\$ 2,137,653.86
CTEC	272	221	81%	221	100%	610,687.75
Chuuk	234	149	64%	149	100%	407,614.57
Kosrae	153	123	80%	122	99%	300,416.00
Yap	208	169	81%	169	100%	441,777.00
Total	1,732	1,387	80%	1,386	99%	\$ 3,898,149.18

337 STUDENTS RECEIVED \$129,604.25 FROM THE SEG WORK STUDY PROGRAM. 114 STUDENTS RECEIVED \$115,009.75 FINANCIAL ASSISTANCE FROM SEG

G\$49,293.50 OF FINANCIAL ASSISTANCE FROM THE NATIONAL AND STATE SCHOLARSHIPS, INCLUDING CFMS SUBSIDY

The college's Financial Aid Office (FAO) reported that 337 students across the college had enrolled in the Supplemental Educational Grant (SEG) Work Study Program last spring 2022, and received \$129,604.25 financial assistance from the program. FAO also reported awarding \$115,009.75 of financial assistance from SEG to 114 students enrolled last spring 2022. Table below shows the distribution.

Table 3. Spring 2022 SEG and SEG Work Study Program

Campus	Supplemental Educational Grant (SEG)		SEG Work Study Program	
	Recipients	Financial Assistance	Recipients	Financial Assistance
National	107	\$ 108,116.25	190	\$ 73,332.50
CTEC	7	6,893.50	53	18,798.25
Chuuk			13	4,488.75
Kosrae			4	1,131.25
Yap			34	11,825.00
FSM-FMI			43	20,027.50
Total	114	\$ 115,009.75	337	\$ 129,603.25

Four former US military servicemen enrolled at the National Campus last spring 2022 participated in the US VA Work Study Program and received \$3,262.50 financial assistance.

50 students also enrolled last spring 2022 were awarded \$49,293.50 scholarships and financial assistance from the FSM National and State Scholarship, and subsidy from the Congress of the FSM.

COLLEGE GRADUATED 168 STUDENTS LAST SPRING 2022

The Office of Admissions, Records and Retention (OARR) reported that the college graduated 168 students last spring 2022. Of these 168 students, nine were graduated from the college's baccalaureate program in elementary education.



A total of 97 graduates from the National Campus, 27 from the Career & Technical Education Center (CTEC), 23 from Chuuk Campus, nine from Kosrae Campus, and 12 from Yap Campus.

HYDROPONIC FARM ... from page 4.

personalized certificate of completion. In addition to the training event, the CFE director discussed future collaborations with Zennor Farms to develop CFE's hydroponic farms to be a part of their list of learning sites. The partnership will invite people from all over the region to visit CFE's farm and learn about the difference in hydroponic operations in FSM. This collaboration will increase the reputation of the college in addressing food security. In addition, the visiting fee from the visitors will provide program income that will be used to improve the services offered by the CFE.



The CFE staff are the first certified hydroponic growers in FSM and are now more capable of sharing their knowledge with the college and the community.

HCFE ASSOCIATES BRING HOME THE BACON DURING THE GOOGLE TECHSTARS START-UP WEEKEND IN MICRONESIA

Seven sustainability-focused business ideas from teams representing Commonwealth of the Northern Mariana Islands (CNMI), Guam, Republic of Palau, Pohnpei, and Yap came out of the Start-Up Weekend Micronesia "Solve 2Day, Evolve 2Morrow" event hosted online from April 27 to April 29, 2022, by the University of Guam (UOG) Entrepreneur Society student organization, UOG's Center for Entrepreneurship & Innovation, and the Pacific Islands Small Business Development Center Network. With the assistance of Northern Marianas College (NMC), the College of Micronesia-FSM (COM-FSM), and Small Business Development Centers (SBDC) centers throughout Micronesia, the weekend-long event engaged 35 participants on five islands throughout Micronesia with the dream of starting their own business. Participants pitched their business ideas with a focus on sustainability. The participants then formed and built a business plan to turn the most feasible ideas into small-business startups. The teams pitched their startups to a panel of judges who determined the winners. Three teams represented Pohnpei and competed with participants from all over the region.

On the final day, the team from Pohnpei emerged victorious with their Sustainable Conservation Recycling of Agricultural Products (SCRAP) business idea. A panel of eight members from each state asked questions about their business plan, financial plan, and marketing plan. In their presentation, the team emphasized the importance of raising pigs on the Island and the problem of the shortage of supplies in pig feeds. Using data researched from restaurants around the Island, they found the solution in scraps from the day-to-day leftover food waste. SCRAP received \$2,500 in seed money, which will be used to help start their business. The winners were also featured on the University of Guam's website and interviewed with Kuam News Guam.

The activity did not only train the students in proposal writing. The training also significantly improved their research, communication, leadership, and skills in innovation. CFE is looking forward to hosting the next Start-up Weekend Micronesia.

CFE UNICEF INTERNS ORGANIZE WORLD WATER DAY 2022

On March 22, 2022, the Pohnpei State Department of Education (PDOE) and the Center for Entrepreneurship (CFE) in partnership with United Nations International Children's Emergency Fund (UNICEF) joined the rest of the world to celebrate the World Water Day 2022 at the Kolonia and China Friendship Center. CFE UNICEF interns led the coordination and organization of this event.

The event was joined by more than three hundred participants from all

UPDATES: COUNSELING & TUTORING SERVICES

Counselors at the National Campus facilitated: (a) resume-writing workshop to students enrolled in the SEG Work Study Program; and (b) transfer workshop to candidates for spring 2022 graduation from CTEC.



Lead counselor continues to work with the acting VP for Institutional Effectiveness & Quality Assurance (IEQA) on the launching a new student progress tracking system: Nuro Retention. This application provides a platform that shows integrated data, dashboard, risk indicators, case managements, and others. Through one of its components (Nuro Discovery Survey), faculty and staff will be able to discover the needs of each individual student, and identify life issues and risk factors of students; as such, providing faculty and staff with a more effective and all-inclusive tool to discover the needs of each individual student. Additionally, with detailed individual student data and aggregate population reporting, the college will be able to better align available resources not just limited to its counseling services. Currently, the college uses Dropout Detective™ to reach out to students on academic high-risk end. However, with the Dropout Detective™, counselors are limited to the students’ academic progress; whereas, Nuro Retention identifies the students holistically to include students’ personality traits, basic life needs and obstacles to engagement, mental health, etc., which may contribute to the students’ failed academic progress. Counselors and key support staff from all campuses will participate in a two-day e-training on Nuro Retention on June 14-16, 2022.

NATIONAL CAMPUS AND THE CAREER & TECHNICAL EDUCATION CENTER (CTEC) JOINTLY CELEBRATED THE COLLEGE’S 29TH FOUNDING ANNIVERSARY

Students, faculty, staff and administrators from National Campus and the Career & Technical Education Center (CTEC) participated in the celebration of the college’s 29th Founding Anniversary jointly organized by National Campus and the Career & Technical Education Center (CTEC) last April 1, 2022, with the theme: “Culture and education provide foundation for student success.”

The celebration kicked off with a parade of students, faculty, staff and administrators from the FSM-China Friendship Sports Center to the college’s main parking area at the National Campus in Palikir, Pohnpei, and followed by an opening program, cultural showcases and presentation.



CFE UNICEF INTERNS ... from page 5.

Over Pohnpei. CFE UNICEF interns applied their communication, marketing, and leadership skills to ensure that the event was successful. Before the event, CFE UNICEF interns conducted a water quality test involving nine schools to highlight the importance of clean water consumption. They and the teachers and 7th and 8th graders from the nine schools in Pohnpei ran the water testing experiment to show the difference in the quality of treated and untreated water – making the invisible (impurities) visible. Each school collected sample water from their water sources in their school with a hydrogen sulfate (testing kit) and monitored their water samples for three days. Subsequently, the schools presented the results of their water quality test activity at the event. The students and other participants were amazed at the significant difference in the water quality.



According to Mrs. Cecilia U. Martin, Principal, Rohi Elementary, “I like this water quality testing activity; it gives me an idea that everyone, including students, is responsible for ensuring that our water is safe for drinking.”

CFE UNICEF interns also tested several drinking water sources from the college, which led to the offices conducting further testing to ensure that the community had safe drinking water sources. Currently, they are preparing for their next event: the celebration of the World Menstrual Hygiene Month.

CFE also plans to expand the internship program to the other states starting in August 2022.

FIVE STUDENTS FROM CTEC GET US OCCUPATIONAL SAFETY AND HEALTH ADMINISTRATION (OSHA) CERTIFIED

On April 20, 2022, The Center for Entrepreneurship (CFE) started a partnership with the Continuing Education and Workforce Development at Guam Community College (GCC) to conduct the CareerSafe OSHA 10-Hour General Industry Course.

According to the CFE’s executive director, “This project seeks to increase the marketability of our graduates, increase earning power, and enhance the academic performance of COM-FSM students. This partnership aims to extend the certification offered by Continuing Education and Workforce Development at GCC to FSM.”

On April 22, 2022, the students completed the CareerSafe OSHA 10-Hour General Industry Course, and received their OSHA certifications.

CFE plans to extend this certification opportunities to other students, including employees at the college.

2018-2023 STRATEGIC DIRECTIONS

I. Innovate academic quality to ensure student success
Ensure student success by decreasing time to completion and increasing student satisfaction, persistence, retention, and graduation rates by innovating academic quality and enhancing student support services.

II. Strengthen resources to meet current and future needs
Strengthen resources to meet current and future needs through revenue diversification, efficient use, innovation, effective allocation, conservation, infrastructure upgrades, and investment in human capital.

COLLEGE OFFERS ADMISSION TO 1,055 (OR 79%) OF THE 1,336 STUDENTS WHO TOOK THE SPRING 2022 COMET

768 (OR 77%) OF THE 1,038 HIGH SCHOOL SENIORS ARE PLACED INTO THE COLLEGE'S PROGRAMS

The college administered the COM-FSM Entrance Test (COMET) to 1,336 students from private and public high schools in the FSM, including the college's state campuses. January 24, 2022, to March 2, 2022. Of the 1,336 students, 1,038 were high school seniors, 239 were high school juniors, and 59 were other students.

According to the college's registrar, "Of the 1,336 students (N) who took the spring 2022 COMET for fall 2022 admission, 1,055 (or 79%) were placed into the college's programs. 460 (or 34%) of these 1,055 students were placed into degree programs; while 199 (or 15%) and 396 (30%) were placed into Achieving College Excellence (ACE) and certificate programs, respectively. 281 (or 21%) were non-admit. Vis-à-vis spring 2021 COMET, the college has seen a 1% decline in the number of non-admit students."

Table 4. Spring 2022 COMET results. Distribution of placement and non-placement by state

State	Degree=Level		ACE		Certificate-Level		Non-Admit		Total (N)
	Count	In % of N	Count	In % of N	Count	In % of N	Count	In % of N	
Pohnpei	256	42%	120	20%	180	30%	51	8%	607
Chuuk	92	22%	39	9%	117	27%	179	42%	427
Kosrae	39	37%	5	5%	42	40%	20	19%	106
Yap	73	37%	35	18%	57	29%	31	16%	196
Total	460	34%	199	15%	396	30%	281	21%	1,336

Table 5. Spring 2022 COMET. High school seniors (N=1,038). Distribution of placement and non-placement by state

State	Degree=Level		ACE		Certificate-Level		Non-Admit		Total (N)
	Count	In % of N	Count	In % of N	Count	In % of N	Count	In % of N	
Pohnpei	185	41%	82	18%	140	31%	44	10%	451
Chuuk	58	18%	28	9%	85	27%	149	47%	320
Kosrae	39	37%	5	5%	42	40%	20	19%	106
Yap	65	40%	27	17%	42	26%	27	17%	161
Total	347	33%	142	14%	309	30%	240	23%	1,038

Table 6. Spring 2022 COMET. High school seniors (N=1,038). Distribution of placement and non-placement by state and school

State	School	Degree		ACE		Certificate		Non-Admit		Total (N)
		Count	%N	Count	%N	Count	%N	Count	%N	
Pohnpei	Calvary Christian Academy	14	93%	0	0%	1	7%	0	0%	15
	Madolehnhmw High School	6	11%	11	20%	29	54%	8	15%	54
	Nanpei Memorial High School	35	36%	20	21%	36	37%	6	6%	97
	Ohwa International Christian Academy	1	20%	0	0%	4	80%	0	0%	5
	Our Lady of Mercy Catholic High School	27	100%	0	0%	0	0%	0	0%	27
	Pohnpei Catholic School	23	88%	1	4%	1	4%	1	4%	26
	Pohnpei Island Central School	64	31%	47	23%	64	31%	29	14%	204
	Pohnpei Seventh Day Adventist School	15	65%	3	13%	5	22%	0	0%	23
	Total	185	41%	82	18%	140	31%	44	10%	451
	Chuuk	Berea Christian High School	2	20%	0	0%	4	40%	4	40%
Chuuk High School		15	12%	19	15%	45	35%	51	39%	130
Faichuuk High School		0	0%	0	0%	0	0%	8	100%	8
Moch High School		1	7%	3	20%	9	60%	2	13%	15
Mortlock High School		0	0%	0	0%	2	18%	9	82%	11
Saramen Chuuk Academy		14	33%	5	12%	14	33%	9	21%	42



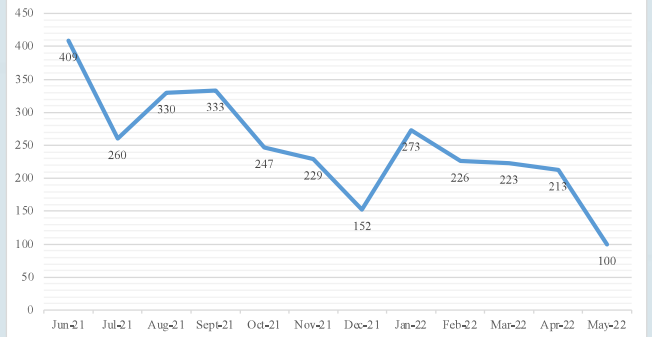
DEPARTMENT FOR INSTITUTIONAL EFFECTIVENESS AND QUALITY ASSURANCE

Information Technology | Office of Institutional Effectiveness

INFORMATION TECHNOLOGY: ZOOM DATA

A twelve-month trend analysis shows the college holds an average of 250 zoom meetings a month. Users system-wide, faculty members and administrative users are using Zoom to communicate. There has been a downward trend in Zoom usage that is attributed to a standardized adoption of the "new normal". Other tools like Canvas and Sharkspace (Google) email and chatting tools are used often reducing the need to use Zoom all the time as it applies to academics.

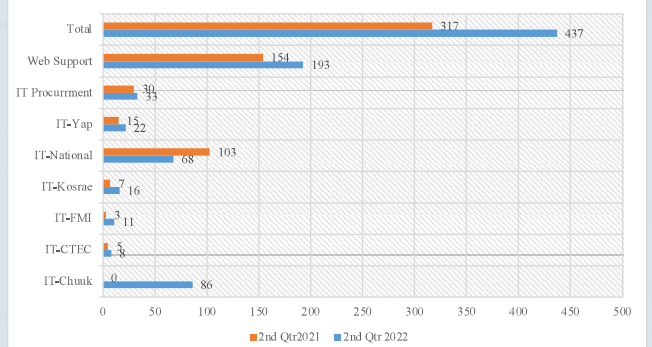
Zoom Meetings for 12 Month



HELPING THROUGH HELPDESK

Helpdesk usage has increased across the college in total in comparison to the second quarter of last year, however decreased at some campuses. The decrease is attributed to the return to campuses and in person courses. Helpdesk serves as a ticketing system for both employees and students at the college who require assistance from IT.

Helpdesk Usage Comparison



WE CARE LAPTOPS

Since Summer 2021 a total of 2,276 students have applied for We Care Laptop program. The college has been able to fulfill a total of 1,021 laptops. Chuuk, Kosrae, and Yap campuses have laptops on hand to fulfill their requests in full. The CTEC and National campuses will be receiving 550 laptops the on or about May 25, 2022 to help fulfill their demands. Another 1,000 laptops are also on order to fill the remainder at the National and CTEC campuses as well as go towards new applicants across all campuses for the Summer 2022 semester. The college continues to prioritize students who are currently enrolled to ensure they are able to meet the online demands of their courses.

We Care Laptops

