



VPEMSS REPORT TO THE Board of Regents

Admissions & Records | Center for Entrepreneurship | Counseling | Financial Aid | Campus Security & Safety | Student Life

Student success is our success!

September 9, 2022, Meeting

FALL 2022: STUDENT ENROLLMENT IN HEADCOUNT AT THE HIGHEST IN THE PAST FOUR FALL SEMESTERS

COLLEGE SURPASSED ITS FALL 2022 ENROLLMENT TARGET IN HEADCOUNTS BY 3.36% BUT ACHIEVED ITS TARGET IN REGISTERED CREDITS BY ONLY 99.83%



The Office of Admissions, Records and Retention (OARR) reported that the college has a system-wide fall 2022 semester enrollment of 1,997 students (or headcounts) with 22,749 registered credits (or 1,896 full-time equivalent). A full-time equivalent (or FTE) is derived by dividing student credit hours by the full-time (or 12 credit hours).

According to the college's Registrar, "The system-wide fall 2022 headcount enrollment is the highest fall enrollment in headcounts the college has recorded for the past four fall semesters."

Chart below shows the college's fall semester headcount enrollments from fall 2018 to fall 2022.

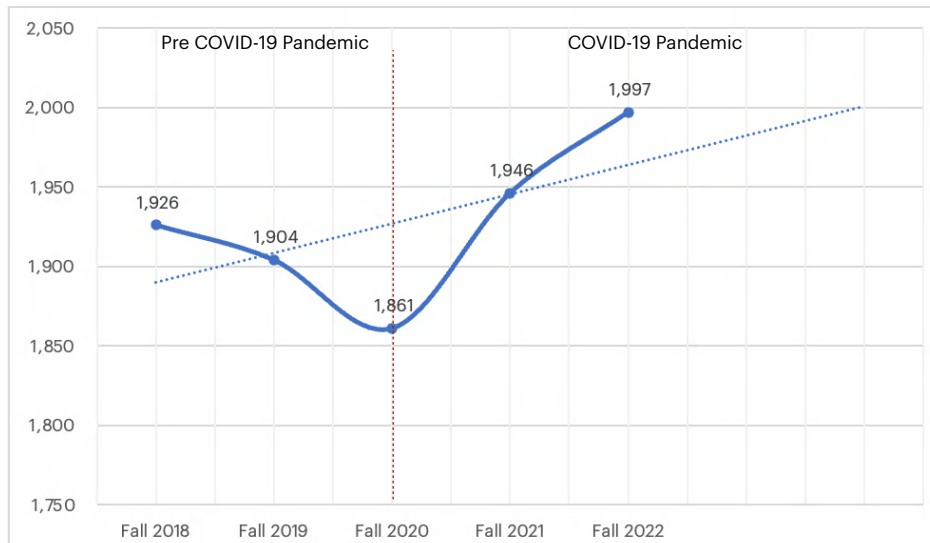


Chart 1. System-wide fall enrollment statistics in headcounts: 2018 to 2022

EMSS MISSION STATEMENT

To support student development by providing learner-centered programs and services that fulfill the diverse educational, recreational, social, and cultural needs of student population and the college's community.

-Adopted on July 24-25, 2014.



COLLEGE OF MICRONESIA-FSM
CENTER FOR ENTREPRENEURSHIP

CFE COMPLETES HYDROPONIC GREENHOUSE CONSTRUCTION

On July 30, 2022, the Center for Entrepreneurship (CFEC) completed the construction of its 50 ft. x 50 ft. hydroponic greenhouse. The project is funded by the US Economic Development Authority.



CFE's greenhouse can produce 240 heads of Boston lettuce, Bok choy or Chinese cabbage every week, equivalent to approximately 1,500 pounds of crop yield per month. It has bucket systems that can produce 30 pounds of either tomatoes, eggplants or Okra weekly. Technicians will deliver all produce from the greenhouse to the college's dining hall for daily use.

According to CEF's executive director, "The objectives of the greenhouse project are to provide a training laboratory for students, create operating surplus to help sustain the center's operations, offer job opportunities for fresh graduates to earn work experience and learn about hydroponic farming, and provide constant supply of high-quality produce to the college's dining hall."

For the fall 2022 semester, the center will collaborate with the agriculture program at the National Campus, and the Agriculture & Food Technology (AFT) at the Career & Technical Education Center (CTEC) for student visits and internship opportunities. The internship opportunity will train interns on hydroponic corp management who will be awarded certificates

Continued to page 2

Headcount enrolment data in the foregoing Chart 1 show that, if compared to last fall 2021, the college has seen a 2.26% increase in its fall 2022 enrollment in headcounts. However, if compared to last 2021 enrollment, data in Chart 2 below

show that only National Campus and the Career & Technical Education Center (CTEC) have seen increase in their fall 2022 enrollments in headcounts by 11.8% and 7.27%, respectively.

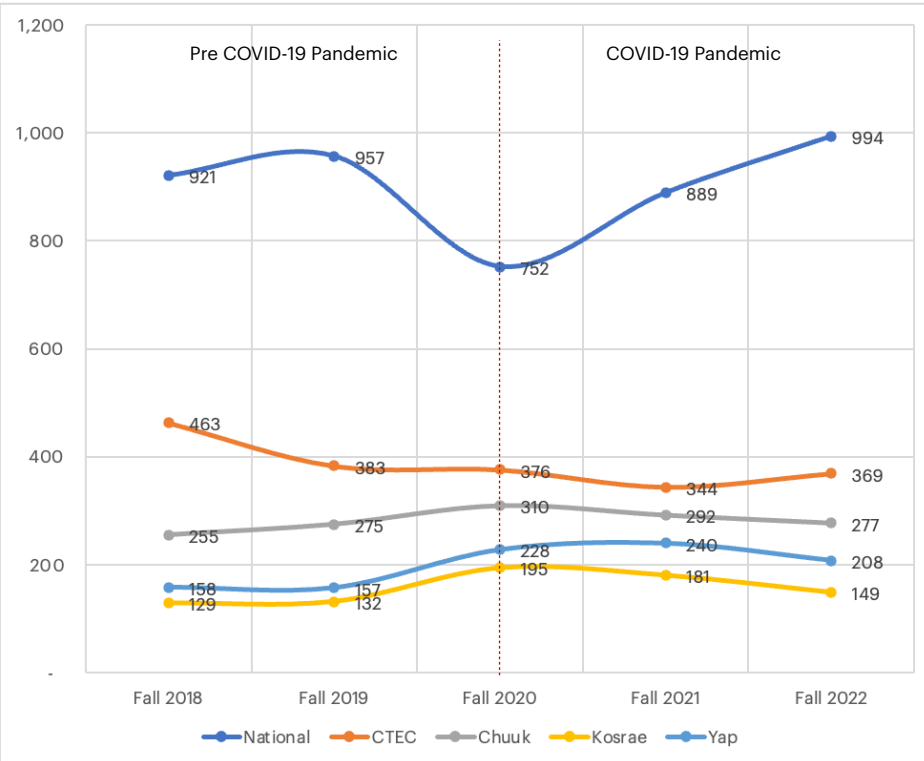


Chart 2. System-wide fall enrollment statistics in headcounts by campus: 2018 to 2022

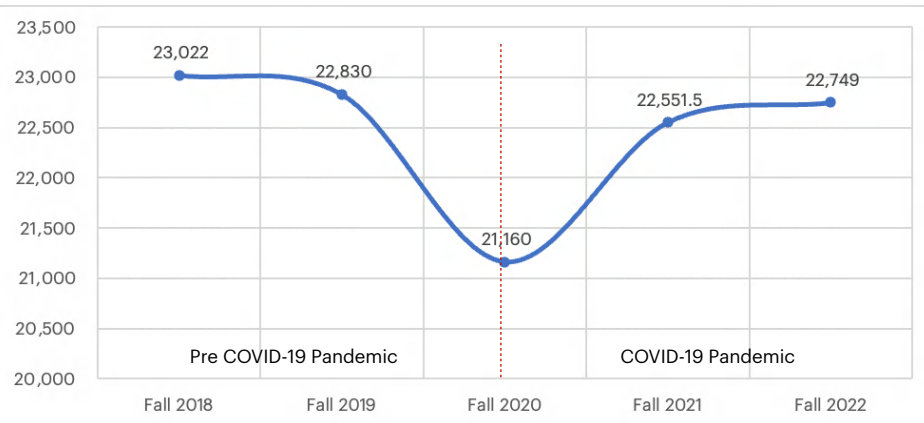


Chart 3. System-wide fall enrollment statistics in credits: 2018 to 2022

Data in the foregoing Chart 3 show the college’s system-wide fall enrollment statistics in registered credits from 2018 to 2022. The fall 2022 enrollment data show that the college has seen increase in its enrollment in registered credits by 7.51%, if

compared last fall 2020, and by 0.88%, if compared to last fall 2021. However, the college’s fall 2022 enrollment in registered credits is lower by 0.35% and 1.18%, if compared to last fall 2019 and fall 2018, respectively.

[Continued to page 3](#)

COLLEGE GRADUATED 59 STUDENTS LAST SUMMER 2022

The Office of Admissions, Records and Retention (OARR) reported that the college graduated 59 students last summer 2022. A total of 20 graduates from the National

Campus, 20 from the Career & Technical Education Center (CTEC), six from Chuuk Campus, six from Kosrae Campus, and seven from Yap Campus.

Innovate academic quality to ensure student success
 Ensure student success by decreasing time to completion and increasing student satisfaction, persistence, retention, and graduation rates by innovating academic quality and enhancing student support services.

GREENHOUSE from page 1.

upon completion of the internship program.

The newly-completed greenhouse is only one of the four greenhouses that will be constructed across the Federated States of Micronesia (FSM). The center expects the greenhouse in Chuuk to be completed this month, and the greenhouses in Yap and Kosrae towards the end of 2022.

CFE RECEIVES \$280K FOR THE UNICEF LTI PROJECT EXPANSION



On July 1, 2022, the United Nations Children’s Fund (UNICEF) awarded the Center for Entrepreneurship (CFE) \$28,000.00 to broaden the activities of the Leadership Through Immersion (LTI) project. The additional funding will:

- ◆ Support the center’s activities related to the promotion of Water Sanitation and Health (WASH) advocacy events;
- ◆ Allow the center to accept 20 interns who will engage themselves in marketing, research, statistics, leadership, and community service;
- ◆ Expand the LTI program to the other three campuses of the college; and
- ◆ Recruit two additional interns from each state responsible for implementing the LTI activities for their respective states.

According to CFE’s executive director, “The LTI project has proven to have enhanced the interns’ leadership, innovation, and business skills. This funding will guarantee that our students from the other states are also given the opportunity for capacity building through the LTI project.”

CFE SPONSORS INTERNSHIP FOR AGRICULTURE STUDENTS

On July 23, 2022, CFE collaborated with agriculture instructor, Eric Defan, for an internship project at the China/COM-FSM Demo Farm to provide students from the agriculture program at the National Campus with hands-on training on the fundamentals of agriculture

[Continued to page 3](#)

FALL 2022 ENROLLMENT from page 2.

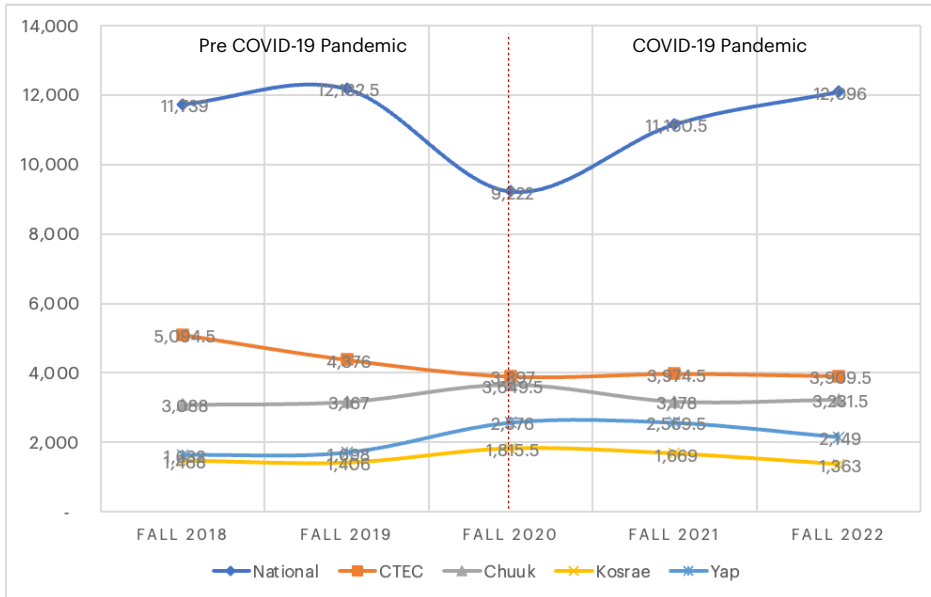


Chart 4. System-wide fall enrollment statistics in credits by campus: 2018 to 2022

The data in the foregoing Chart 4 show that, if compared to last fall 2021, only National Campus and Chuuk Campus have seen increase in their fall 2022 enrollment in registered credits by 8.38% and 1.68%, respectively.

Table 1. Fall 2022 actual enrollment vs. Fall 2022 enrollment targets in headcounts and registered credits by campus

Campus	In Headcounts				In Registered Credits			
	Target	Actual	CountDiff	%Diff	Target	Actual	CountDiff	%Diff
National	889	994	105	11.81%	11,231	12,096	865	7.70%
CTEC	419	369	(50)	-11.93%	4,684	3,909.5	(775)	-16.54%
Chuuk	275	277	2	0.73%	3,199	3,231.5	33	1.02%
Kosrae	159	149	(10)	-6.29%	1,593	1,363	(230)	-14.44%
Yap	190	208	18	9.47%	2,080	2,149	69	3%
Total	1,932	1,997	65	3.36%	22,787	22,749	(38)	-0.17%

Table above shows the college's fall 2022 enrollment in headcounts and registered credits as compared to the fall 2022 enrollment targets. Enrollment targets in headcounts and registered credits provide the college data on revenue projections which are used to guide annual budget development.

While the college surpassed its system-wide fall 2022 enrollment target in headcounts by 3.36%, it achieved its fall 2022 enrollment target in registered credits by only 99.83%. Only National, Chuuk, and Yap campuses have surpassed their enrollment targets in both headcounts and registered credits.

COUNSELORS ORGANIZE CAREER INFORMATION FORUM

Counselors at the National Campus organized a career information forum at the Media Instructional Technology Center (MITC) last July 6, 2022, with Mr. Youky Susaia, Jr., president and founder of the Micronesian Talent Solutions (MTS) as the keynote speaker.

filling out job applications. He also informed participants of MTS website designed to connect employers with potential employees in the FSM, and that the website is anticipated to be up and running by the end of June 2022.

During the forum, Mr. Susaia shared with the participants the programs and services offered by MTS that could help them find jobs in the FSM, including training on resume (or curriculum vitae) writing, and

Strengthen resources to meet current and future needs
Strengthen resources to meet current and future needs through revenue diversification, efficient use, innovation, effective allocation, conservation, infrastructure upgrades, and investment in human capital.

INTERNSHIP from page 2.

including climate adaptation, nutrition, watering, plant health in the greenhouse, the life cycle of plant from the beginning of the planting stage until the end stage of harvesting.

The internship project started last summer 2022. Tino Marlemoh and Perkins G. Waayan, both students in the agriculture program at the National Campus, managed the greenhouse growing Chinese cabbage, bell pepper, and cucumber. They started with germination and continued to work at the farm until harvest.

CFE plans to expand this internship project to students in the Agriculture and Food Technology (AFT) program at the Career & Technical Education Center (CTEC).



CFE UNICEF INTERNS ORGANIZED MHH FORUM

On June 16, 2022, CFE UNICEF interns organized a forum on Menstrual Hygiene Management (MHM) in the Media Instructional Technology Center (MITC) at the National Campus, with Dr. Mabel Allevan, a graduate of integrative medicine from the Pontifical Catholic University of Ecuador.

CFE UNICEF interns distributed gift bags to participants which included three months worth of pads, feminine wipes, a "menstrual" bracelet, and informational brochures.



FINANCIAL AID: COLLEGE AWARDS \$1.709 PELL GRANT TO 100% OF THE PELL-ELIGIBLE STUDENTS ENROLLED LAST SUMMER 2022

The college's Financial Aid Office (FAO) reported awarding \$1,709,156.00 Pell Grant to 1,141 students enrolled last summer 2022. According to the acting director of

FAO, "The 1,141 students represent 100% of the Pell eligible students who were enrolled last summer 2022." Table below shows the distribution.

Table 2. Summer 2022 Pell Grant by Campus

Campus	Enrollment (N)	Pell Eligible (A)	A in % of N	Awarded Pell (B)	B in % of A	Amount of Pell
National	691	532	77%	532	100%	\$ 828,166.00
CTEC	328	258	79%	258	100%	363,766.00
Chuuk	244	150	61%	150	100%	220,854.00
Kosrae	134	106	79%	106	100%	160,775.00
Yap	164	95	58%	95	100%	135,595.00
Total	1,561	1,141	73%	1,141	100%	\$ 1,709,156.00

93 STUDENT RECEIVED \$71,328.25 FROM SEG. 22 STUDENTS RECEIVED \$3,561.25 FROM THE SEG WORK-STUDY PROGRAM

\$30,806.31 OF FINANCIAL ASSISTANCE FROM THE FSM NATIONAL SCHOLARSHIP AND CFSM SUBSIDY

The college's Financial Aid Office (FAO) reported awarding 93 students \$71,328.25 of financial assistance from Supplemental Education Grant (SEG) last summer 2022. FAO also reported that 22 students across

the college enrolled in the SEG Work-Study Program last summer 2022, and received \$3,561.25 financial assistance from the program. Table below shows the distribution.

Table 3. Summer 2022 SEG and SEG Work-Study Program

Campus	Supplemental Education Grant (SEG)		SEG Work-Study Program	
	Recipients	Financial Assistance	Recipients	Financial Assistance
National	41	\$ 30,125.75	22	\$ 3,561.25
CTEC	21	16,713.00	-	-
Chuuk	21	17,524.50	-	-
Kosrae	-	-	-	-
Yap	10	6,905.00	-	-
Total	93	\$ 71,268.25	22	\$ 3,561.25

Additionally, 30 students received \$27,750.00 financial assistance from the FSM National Scholarship, and two

students received \$3,056.31 from the Congress of the FSM-Yap subsidy.



UPDATES STUDENT LIFE

Co- and extra-curricular activities, sports & recreational activities, student leadership and development, others

On July 8, 2022, student clubs and organizations worked with the Australian Embassy in the FSM in organizing on campus an art exhibition on culture.



A hand-over ceremony was organized last July 8, 2022, by International Organization for Migration (IOM) for the completion of the two IOM funded student projects.



On-campus vaccination drive and booster shot was organized last July 12 and 13, 2022. About 86 students and college employees received their COVID-19 vaccines and booster shots.