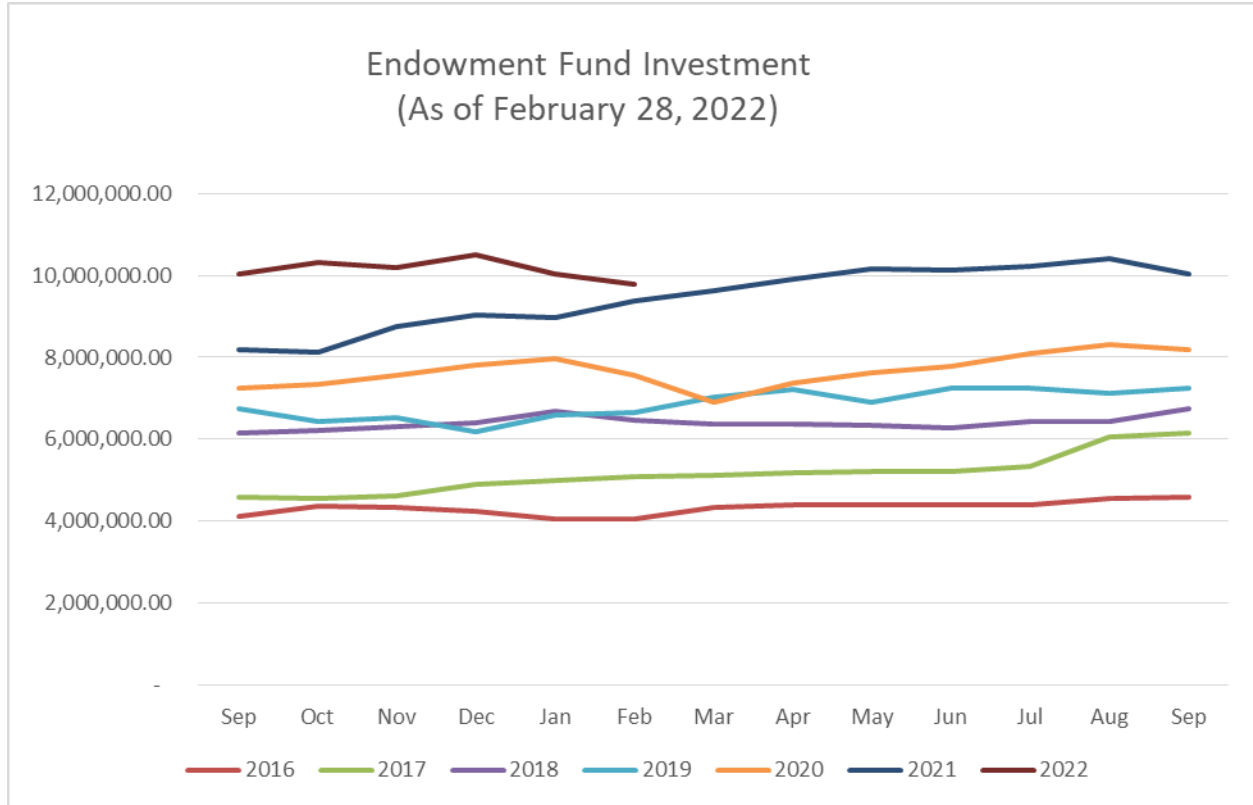


Report to Finance and Audit Committee:

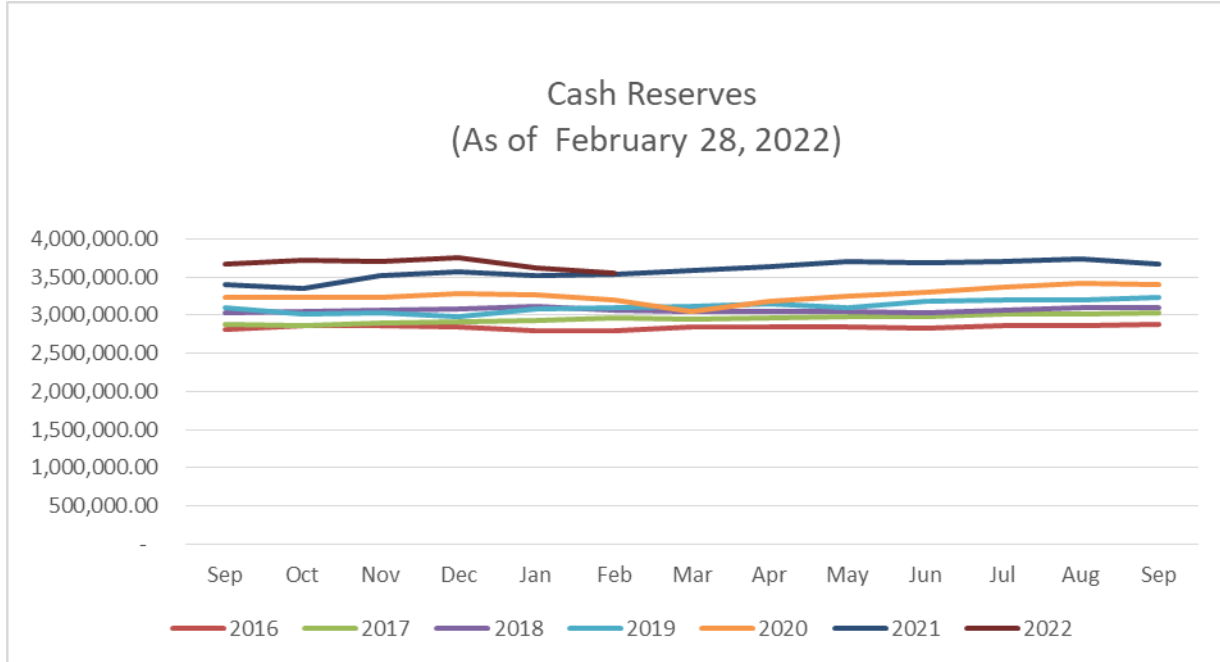
A. Endowment Fund



The endowment fund decreased by \$238K or 2% due to and unrealized market loss as of Feb. 28, 2022.

Balance:	Growth:	Addtl. Investment
Sep. 30, 2016 - \$4.576M	FY2016 - \$453K	-
Sep. 30, 2017 - \$6.162M	FY2017 - \$1.586M	\$925K
Sep. 30, 2018 - \$6.761M	FY2018 - \$600K	\$350K
Sep. 30, 2019- \$7.256M	FY2019 - \$495K	\$350K
Sep. 30, 2020- \$8.186M	FY2020 - \$930K	\$310K
Sep. 30, 2021- \$10.020M	FY2021- \$1.834M	\$300K
Feb. 28, 2022- \$ 9.782M	FY2022 - (\$238K)	-

B. Cash Reserved



The cash reserved fund decreased by \$119K or 3% due to unrealized market loss as of Feb. 28, 2022.

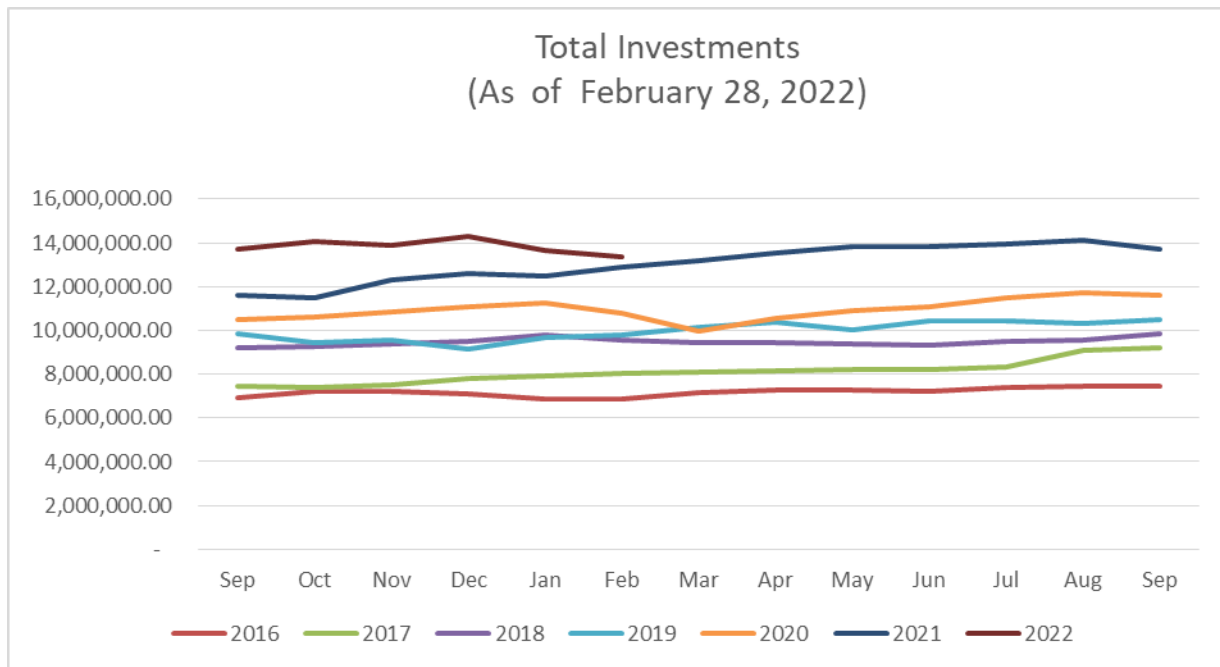
Balance:

Sep. 30, 2016 - \$2.875M
 Sep. 30, 2017 - \$3.038M
 Sep. 30, 2018- \$3.062M
 Sep. 30, 2019- \$3.235M
 Sep. 30, 2020- \$3.396M
 Sep. 30, 2021- \$3.672M
 Feb. 28, 2022- \$3.553M

Gain

FY2016 - \$63K
 FY2017 - \$163K
 FY2018 - \$62K
 FY2019- \$135K
 FY2020- \$161K
 FY2021- \$276K
 FY2022 – (\$119K)

C. Total Investment



The total investment decreased by \$357K or 3% due to unrealized market loss as of Feb. 28, 2022.

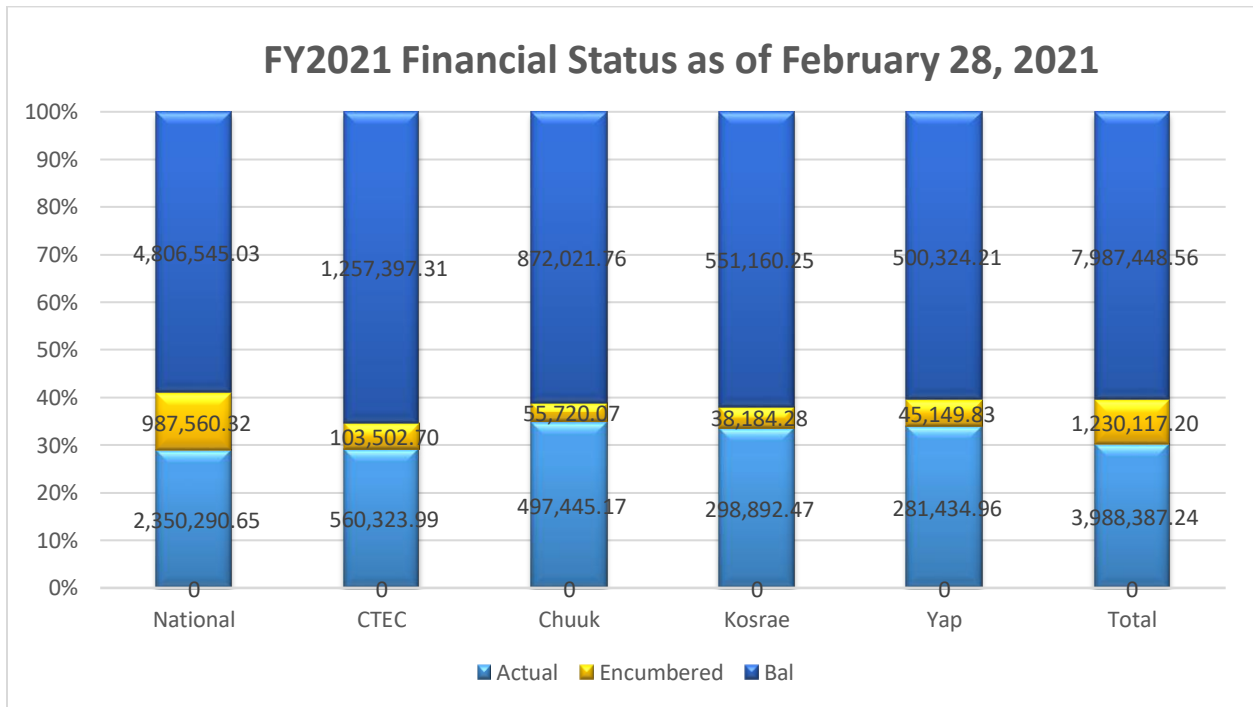
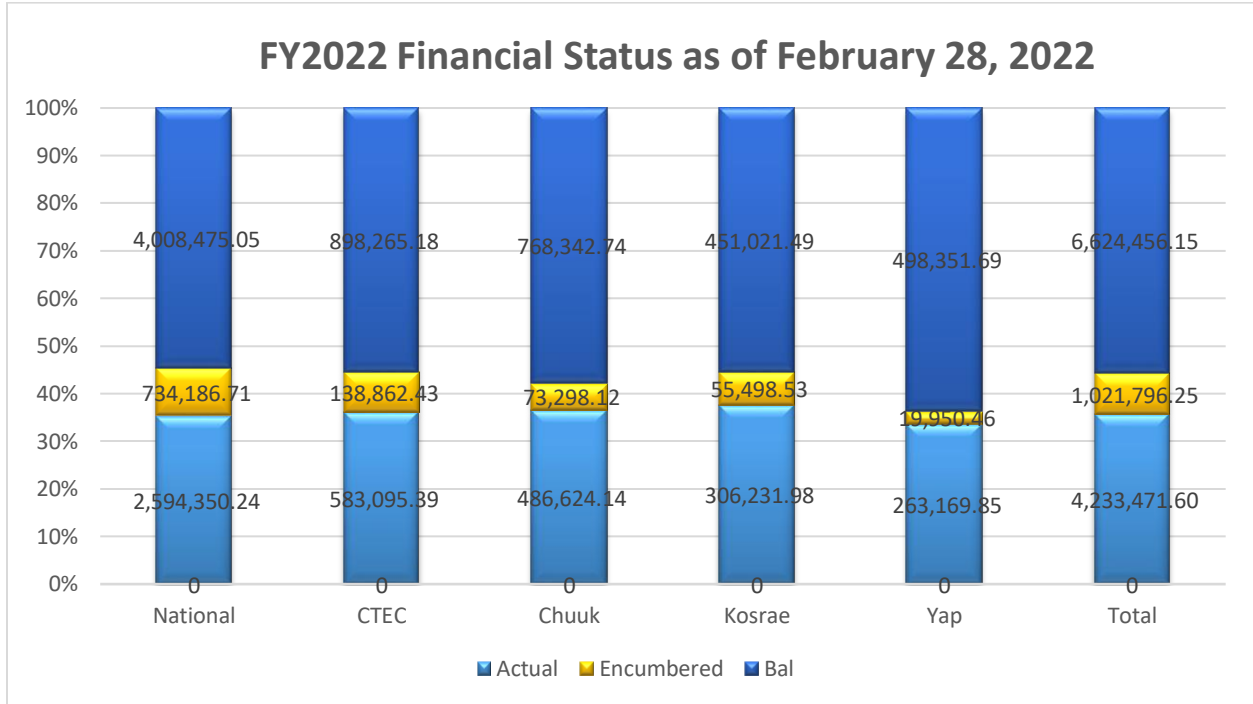
Balance:

Sep. 30, 2016 - \$7.451M
 Sep. 30, 2017 - \$9.200M
 Sep. 30, 2018 - \$9.861M
 Sep. 30, 2019 - \$10.491M
 Sep. 30, 2020 - \$11.582M
 Sep. 30, 2021 - \$13.692M
 Feb. 28, 2022 - \$13.335M

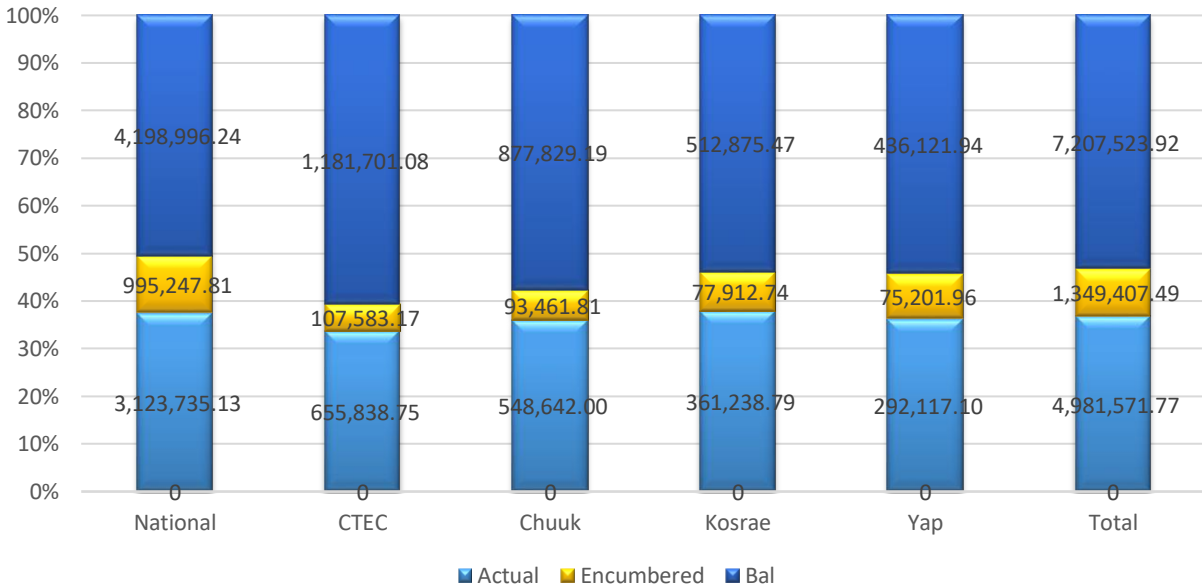
Growth:

FY2016 - \$516K
 FY2017 - \$1.749M
 FY2018 - \$661K
 FY2019 - \$630K
 FY2020 - \$1.091M
 FY2021 - \$2.110M
 FY2022 - (\$357K)

D. Budget Balance



FY2020 Financial Status as of February 28, 2020



Summary:						
FY	Budget	Actual	Encumbered	Total Expenditures	Balance	Balance
2022	11,879,724.00	4,233,471.60	1,021,796.25	5,255,267.85	6,624,456.15	56%
2021	13,205,953.00	3,988,387.24	1,230,117.20	5,218,504.44	7,987,448.56	60%
2020	13,538,503.18	4,981,571.77	1,349,407.49	6,330,979.26	7,207,523.92	53%

E. US DOE Covid-19 Funds

Summary of US DOE Covid Funds as of February 28, 2022									
Date	GAN	Allocated			Total Expenses		Fund Balance		
		Student	Institution	AAANAPISI	Student	Institution	Student	Institution	AAANAPISI
5-May-20 Student	P425E203828	1,820,157.00			1,820,157.00		-	-	-
19-May-20 Institution	P425F202642		1,820,156.00		-	1,820,156.00	-	-	-
9/22/2020 AAANAPISI	P425L200665			14,438.00	-	-	-	-	14,438.00
17-Jan-21 Student	P425E203828 - 20A	1,820,157.00			1,820,157.00	-	-	-	-
17-Jan-21 Institution	P425F202642 - 20A		4,929,406.00		-	3,892,319.31	-	1,037,086.69	-
4-Mar-21 AAANAPISI	P425L200665 - 20A			23,823.00	-	-	-	-	23,823.00
5/13/2021 Student	P425E203828 - 20B	5,889,053.00			3,480,441.27	-	2,408,611.73	-	-
5/18/2021 Institution	P425F202642 - 20B		5,889,052.00		-	-	-	5,889,052.00	-
3-Aug-21 AAANAPISI	P425L200665 - 20B			5,634,970.00	-	-	-	-	5,634,970.00
Total USDOE funds		9,529,367.00	12,638,614.00	5,673,231.00	7,120,755.27	5,712,475.31	2,408,611.73	6,926,138.69	5,673,231.00

F. Cash in Bank Balance as of February 28, 2022

Bank of Guam -	\$1.596M
Bank of FSM -	<u>5.719M</u>
Total	<u>\$7.315M</u>

G. FY2020 Audit Report

H. BOR Funding